









**LEGEND OF SURFACES DECAY AND ALTERATIONS**  
**LEGJENDA E DEGRADIMEVE DHE NDËRHYRJEVE KONSERVUESE**

GENERAL DECAY /DEGRADIMI I PËRGJITHSHËM		CONSERVATION MEASURES/ NDËRHYRJET KONSERVUESE TË PARASHIKUARA	
A BIOLOGICAL COLONIZATION/ A VEGETACION DHE BIMËSI		<b>A.1 Biological growth:</b> Colonization of the stone by micro-organisms such as bacteria, cyanobacteria, algae, fungi and lichen. Vegetacion/ rritje biologjike: Veshja e sipërfaqes së gurit nga mikroorganizma të ndryshme, si bakteret, algat, kërpudhat dhe likenet.	<b>C_A.1</b> Biological patinas may be removed mechanically only after proper treatment with specific biocides, used at 3% solutions. The application should be repeated for two-three cycles, with a time period of six-seven days between two consecutive applications. The mechanical removal shall be carried out by means of a water cleaning with controlled pressure (not higher than 5 bar). Heqja e bimësisë në mënyrë mekanike vetëm pas trajtimit me biocide specifike.
		<b>A.2 Plant:</b> Vegetal living being, having, when complete, root, stem and leaves, though consisting sometimes only of a single leafy expansion. It is particularly present here because of the not maintenance of the building and it is especially concentrated where water is accessible. Bimësi: Prezenca e tij është e theksuar në këtë zonë si pasojë e mos mirëmbajtjes së strukturës dhe gjendjet më së shumti në ambiente me lagështi.	<b>C_A.2</b> Treatment of the higher plants (roots, shrubs, grass, small trees, etc...) by means of specific biocides based on glyphosate. After some days, the plants dried by the biocide application could be mechanically removed. If necessary, before the removal phase, a second cycle of biocide treatment should be provided by means of injections. The treatment must be repeated at least twice, spacing the applications every 5/6 days. Trajtimi i bimëve të larta (rrënjët, shkurret, barishtet, pemët e vogla, etj.) me anë të biocidëve specifike. Pas disa ditësh, bimët e thara mund të hiqen mekanikisht. Në rast nevojë, para se të hiqen, rekomandohet një cikël i dytë i trajtimit me biocide, i cili aplikohet përmes injektimit. Ky proces duhet të bëhet minimalisht dy herë, duke ndarë secilin aplikim me një interval prej 5 deri në 6 ditë.
		<b>B.1 Deposit:</b> Accumulation of exogenous material of variable thickness, here especially due to atmospheric particles such as soot and dust. The deposits generally lack adhesion to the stone surface. Depozitime: Depozitime me trashësi të ndryshme, si blözë dhe pluhura, të cilat në përgjithësi janë të paqëndrueshme dhe nuk janë të ngjitura në sipërfaqen e gurit.	<b>C_B.1</b> The cleaning of the surfaces must be carried out with water sprayed or atomised on the surface. The operation can only be carried out in temperature conditions above 17 ° C to facilitate the evaporation of water, thus decreasing the possibility of excessive amounts of water penetrating into the product and avoiding the effects of frost inside the materials. Pastrimi i sipërfaqeve nga depozitimet, me ujë.
B DISCOLORATION & EFFLORESCENCE/ B NGJYSHMËSI DHE DEPOZITIME		<b>B.2 Discoloration:</b> Change of the stone color in one to the three of the color parameters: hue, value and chroma. It is present here especially in the form of moist area, corresponding to the darkening (lower hue) of a surface due to percolation and absence of protection from rainwater. Çngjyrosje: Ndryshimi i ngjyrës së gurit. Ky fenomen paraqitet më së shumti në zonat me prani të lartë të lagështisë, duke erësuar sipërfaqen, si pasojë e infiltrimit të ujit dhe mungesës së sistemeve mbrojtëse kundër ujit të shiut.	<b>C_B.2</b> In order to avoid the water infiltrations it is important refilling the cracks and refurbishing the crowns wall. In the case of presence of salts on the stone, the intervention shall be carried out as described for efflorescence (code C_1.c.3). Për të shmangur infiltrimet e ujit është e rëndësishme të rimbushen çarjet dhe të konsolidohet kreu i mureve. Në situata ku ka prezencë të kripërave, procedura e ndërhyrjes të ndjekë udhëzimet e specifikuar për trajtimin e kripërave, sipas kodit C_1.c.3.
		<b>B.3 Patina:</b> Chromatic modification of the material, generally resulting from natural or artificial ageing and not involving in most cases visible surface deterioration. Patina: Modifikim kromatik i materialit, i cili është rezultat i proceseve të plakjes natyrore ose të induktuara artificialisht dhe që nuk shoqërohet me degradim të dukshëm të sipërfaqes.	<b>C_B.3</b> The chromatic modification of the material, as result of natural ageing has not to be considered as a real pathology to be removed; that's why the cleaning interventions shall be aimed only at the removal of the incoherent deposits eventually present on the surface, using atomized water after a preliminary mechanical removal by means of wooden spatulas and brushes (ref. also to the interventions foreseen for deposits (code C_B1). Rualetje e patinës biologjike. Pastrimi i këtyre sipërfaqeve do të fokusohen vetëm në pastrimin me ujë të depozitimeve jo të ngjitura në material.
		<b>B.4 Efflorescence:</b> Generally whitish, powdery or whisker-like crystals on the surface. Efflorescences are generally poorly cohesive and commonly made of soluble salt crystals. Kripëzim: Shtresë në sipërfaqe të materialit, e krijuar nga kripërat.	<b>C_B.4</b> Removal of soluble salts (also those resulting from previous cleaning interventions) by application of cleaning packs, consisting of sepiolite or paper pulp mixed with demineralised water. This kind of intervention shall be carried out after the removal of deposits and improper addition (from both stone and joints) and after the implementation of tests and analysis finalized at the identification of the salts present. Heqja e kripërave të treshme duke aplikuar solucione pastrimi. Kjo lloj ndërhyrjeje duhet të kryhet pas heqjes së depozitimeve dhe shtesave të papërshtatshme (nga guri dhe fugat) dhe pas realizimit të testeve dhe analizave të kryera për identifikimin e kripërave të pranishme.
		<b>B.5 Encrustation:</b> Compact, hard, mineral outer layer adhering to the stone. Surface morphology and colour are usually different from those of the stone. Encrustations are frequently deposits of materials mobilized by water percolation and thus coming from the stone surface itself. Kore: Cipë e jashtme kompakte, e fortë, e ngjitur në gur. Kjo shtresë shpesh është depozitim i materialeve të krijuara nga depërtimi i ujit apo që dalin nga vetë sipërfaqja e gurit.	<b>C_B.5</b> The crusts shall be removed using chemical packs, carried out using special clays (type sepiolite) or cellulose fibers soaked in watery solutions with the addition of chemical active agents (type ammonium carbonate and EDTA). The packs shall be left on the surface the time necessary to remove the crust, defined on the basis of cleaning samples. In the case in which the crust can't be removed using packs (because of its thickness and hardness), micro-sandblasting could be used (with a pressure of about 0.2 - 1 bar and soft abrasives, fine-grained). Heqja e koreve nga sipërfaqet, me anë të solucioneve kimike.
			

**NOTES:**

**REMOVAL OF INCOHERENT DEPOSITS AND GUANO FROM SURFACE, CONSOLIDATION OF ELEMENTS SUBJECT TO DISREGGATION FLAKING AND EXFOLIATION AND APPLICATION OF FINAL PROTECTIVE LAYER ON ALL SURFACES.**

The legends have been drawn up, referring to the following bibliography:  
1. ISCS (ICOMOS International Scientific Committee for Stones), Illustrated glossary on stone deterioration patterns, 2008;  
2. G. Croci, D. Yeomans / ISCARSAH (ICOMOS International Scientific Committee for Analysis and Restoration of Structures of Architectural Heritage) Recommendations for the analysis, conservation and structural restoration of architectural heritage: document approved by the committee in the meeting held in Paris, 13 September 2001, and reviewed in May 2003, Paris 2003.

- All the conservation measures identified in the current document shall be tasted before the beginning of restoration works by means of samples, carried out during the mobilization phase, under the supervision of a skilled conservator. Pre-consolidation and temporary fastening of the debris and detached parts which risk falling, shall be eventually provided before the beginning of cleaning actions. The cleaning samples shall be implemented by the Contractor during the mobilization phase, along with the archaeological investigation implementation.





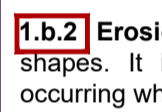








**SHËNIME:**


**PASTRIMI I DEPOZITIMEVE TË PAQËNDRUESHME, KONSOLIDIMI I ELEMENTEVE TË SHKËPUTUR DHE APLIKIMI I SHTRËSËS PËRFUNDIMTARE MBROJTËSE NË TË GJITHA SIPËRFAQET.**

Legjendat janë hartuar, duke i referuar bibliografinë së mëposhtme:  
1. ISCS (ICOMOS International Scientific Committee for Stones), Illustrated glossary on stone deterioration patterns, 2008;  
2. G. Croci, D. Yeomans / ISCARSAH (ICOMOS International Scientific Committee for Analysis and Restoration of Structures of Architectural Heritage) Recommendations for the analysis, conservation and structural restoration of architectural heritage: document approved by the committee in the meeting held in Paris, 13 September 2001, and reviewed in May 2003, Paris 2003.

-Të gjitha ndërhyrjet konservuese të identifikuar në dokumentin aktual do të testohen përpara fillimit të punimeve restauruese me anë të mostrave, të kryera gjatë fazës së mobilizimit, nën mbikëqyrjen e një konservatori të zotë. Përpara se të fillojë pastrimi, duhet të realizohet para-konsolidimi dhe pajantimi i pjesëve të degraduar apo të shkëputura të cilat rrezikojnë të bien. Mostrat e pastrimit do të zbatohen nga Kontraktori gjatë fazës së mobilizimit, së bashku me realizimin e sondazhit arkeologjik.

**LEGEND OF SURFACES DECAY AND ALTERATIONS**  
**LEGJENDA E DEGRADIMEVE DHE NDËRHYRJEVE KONSERVUESE**

1. STONE/BRICK- GUR/TULL		CONSERVATION MEASURES/ MASAT KONSERVUESE	
1 a DETACHMENT/ 1 a SHKËPUTJET		<b>1.a.1</b> Disintegration: Detachment of single grains or aggregates of grains. It affects only the surface of the stone or can occur in depth. Here it is present in the form of granular disintegration, producing debris referred to as a rock meal. Shpërbërje e materialit: Shpërbërja afekton sipërfaqen e materialit ose edhe brendësinë e tij.	<b>C_1.a.1</b> The disintegrated surfaces shall be consolidated by soaking of ethyl silicate, applied using brush on the dry surface. The application of the ethyl silicate should be carried out after the cleaning of the disintegrated surface, in order to remove dust and incoherent deposits. The consolidation treatment should be applied at a temperature not lower than 5°C and not higher than 35 °C, to be repeated for a minimum of three cycles. Konsolidimi i sipërfaqeve të shpërbëra me silikat etilik, duke e aplikuar me furça në sipërfaqe të thatë. Aplikimi i siliketit etilik do të realizohet pas pastrimit të sipërfaqes, për të hequr pluhurat dhe depozitimet e paqëndrueshme. Konsolidimi duhet të aplikohet në një temperaturë jo më të ulët se 5°C dhe jo më të lartë se 35 °C, dhe duhet të përsëritet minimalisht 3 herë.
		<b>1.a.2</b> Fragmentation: The complete or partial breaking up of a stone, into portions of variable dimensions that are irregular in form, thickness and volume. Fragmentimi: Çarje e plotë ose e pjeshme e gurit, në copa me dimensione të ndryshme, me formë, trashësi dhe vëllim të çrregullt.	<b>C_1.a.2</b> The fragmented surfaces shall be consolidated by soaking of ethyl silicate, applied using brush on the dry surface. The application of the ethyl silicate should be carried out after the cleaning of the disintegrated surface, in order to remove dust and incoherent deposits. The consolidation treatment should be applied at a temperature not lower than 5°C and not higher than 35 °C, to be repeated for a minimum of three cycles. In presence of fractures the surface shall be treated as described for the erosion conservation measures (code C_1.b.2). Konsolidimi i sipërfaqeve të shpërbëra me silikat etilik. Në prani të çarjeve, sipërfaqja duhet të lyhet me solucion për mbrojtjen e sipërfaqeve të degraduara, me përmbajtje silikati etilik dhe në rast të boshllëqeve të vogla ose zonave me humbje të materialit, mbushja do të realizohet me përzjerje llaç gëlqere.
		<b>1.a.3</b> Crack: degradation which manifests itself with the formation of solutions of continuity in the material and which can involve the reciprocal displacement of the parts Çarje: Degradim që veformohet në brendësi të materialit dhe që mund të përfshijë dhe lëvizjen e pjesëve të tij.	<b>C_1.a.3</b> Mechanical removal of lime grouting carried out during previous interventions with material which by composition can interact with the constituent ones which have lost their conservative or aesthetic functions; - Thorough lavage of the fracture - Grouting with lime mortar similar to the original Heqja mekanike e mbushjeve të kryera gjatë ndërhyrjeve të mëparshme: - Larje e plotë e çarjes; - Mbushje me llaç gëlqereje të ngjashëm me origjinalin.
1 b FEATURES INDUCED BY MATERIAL LOSS 1 b DEGRADIME NGA HUMBJA E MATERIALIT		<b>1.b.1 Alveolization in the wall surfaces:</b> formation of cavities (alveoles) which may be interconnected and may have various shapes and sizes (generally centimetric, sometimes metric). Gërryerje e materialit: krijimi i boshllëqeve në material me forma dhe madhësi të ndryshueshme.	<b>C_1.b.1</b> The alveolized surfaces shall be consolidated by soaking of ethyl silicate, as described for disintegration (code C_1.a.1). In the case of small holes a/o loss of materials the refilling will be carried out using water lime putty mixed with calcareous sandstone sand, well pressed with a spatula, matching the color and the texture of the stone. Before the refilling works, the surfaces should be cleaned in order to remove dust and incoherent deposits, also using compressed air. In the case of deeper loss of material induced by the erosion phenomena, the lacks shall be treated as described for the missing parts (code C_1.b.4). Konsolidimi i sipërfaqeve të gërryera me silikat etilik. Në rastet e vrimave të vogla dhe/ose humbjes së materialeve, sipërfaqja do të pastrohet me ajër të kompresuar, e më pas do të realizohet mbushja duke përdorur një llaç hidraulik me rërë gëlqerore, me ngjyrë dhe teksturë që përshatet me gurin. Për kavitetet më të mëdha, mbushja do të realizohet me llaç hidraulik me copa guri, ndërsa sipërfaqja e jashtme do të trajtohet me një shtresë të hollë llaç gëlqereje. Aty ku dëmtimi i gurit nuk është sipërfaqësor, Arkitekti do të vendosë heqjen e gurëve të dëmtuar dhe zëvendësimin e tyre me gurë të rinj, me gdhendje, ngjyrë dhe përbërje si origjinali, që do të lidhen me llaç.
		<b>1.b.2 Erosion:</b> Loss of original surface, leading to smoothed shapes. It is present here in the form of differential erosion, occurring when erosion does not proceed at the same rate from one area of the stone to the other. As a result, the stone deteriorates irregularly, especially because of its heterogeneity, containing harder and/or loss porous zones. Erozion: Humbje e sipërfaqes origjinale të materialit. Këtu është i pranishëm në formën e erozionit diferencial, kjo ndodh kur erozioni nuk ecën me të njëjtën shpejtësi në zona të ndryshme të gurit. Si rezultat, guri degradohet në mënyrë të çrregullt.	<b>C_1.b.2</b> The eroded surfaces shall be consolidated by soaking of ethyl silicate, as described for disintegration (code C_1.a.1). In the case of small holes a/o loss of materials the refilling will be carried out using water lime putty mixed with calcareous sandstone sand, well pressed with a spatula, matching the color and the texture of the stone. Before the refilling works, the surfaces should be cleaned in order to remove dust and incoherent deposits, also using compressed air. In the case of deeper loss of material induced by the erosion phenomena, the lacks shall be treated as described for the missing parts (code C_1.b.4). Refer to Section 04902 - Stone surfaces Cleaning and Conservation Lyerje me solucion për mbrojtjen e sipërfaqeve të degraduara, me përmbajtje silikati etilik, sic përshkruhet tek shpërbërja e materialit (kodi C_1.a.1). Në rast të boshllëqeve të vogla ose zonave me humbje të materialit, mbushja do të realizohet me përzjerje llaç gëlqere, i shtypur mirë me spatul duke kombinuar ngjyrë dhe teksturën me atë të gurit. Përpara punimeve sipërfaqja duhet të pastohet në mënyrë që të hiqen pluhurat dhe depozitimet e paqëndrueshme, duke përdorur ajër të kompresuar. Në rastet e humbjes më të mëdha të materialit bashlëqet duhet të trajtohen sic përshkruhet tek kavitetet apo humbje e materialit (kodi C_1.b.4).
		<b>1.b.2.1 Deep Erosion:</b> Loss of the original surface of deep shape. Erozion i thellë: Degradim i thellë i shtresave të materialit origjinal.	
		<b>1.b.2.2 Medium Erosion:</b> Loss of the original surface of moderate shape. Erozion mesatar: Degradim mesatar i shtresave të materialit origjinal.	
		<b>1.b.2.3 Superficial Erosion:</b> Loss of the original surface of superficial shape. Erozion sipërfaqësor: Degradim sipërfaqësor i shtresave të materialit origjinal.	
1 c NDËRHYRJET E PAPERSHATSHME		<b>1.b.3 Unprotected wall crown:</b> Disintegrated surfaces and lack of mortars between the joints of the blocks without protection from weather actions. Kreu i murit i degraduar: Sipërfaqe të shkëputura dhe mungesa e llaçit në fugat midis blloqeve të pa mbrojtura nga veprimet atmosferike.	<b>C_1.b.3</b> Removal of some debris on the walls top and parts it disconnected, after survey and documentation; edging joints between the blocks with a layer of depth in lime mortar and stone powder and a surface layer with hydraulic mortar with inert same type of stone. Refinishing the entire surface of the blocks forming. In case of fractures and lack refer to "Missing part conservation measures" (code C_1.b.4). Pastrimi i kreut të murit, dhe konsolidimi me shtresë llaçi gëlqere. Pastrimi në kreu e mureve dhe pjesëve të shkëputura të saj, pas rievimit dhe dokumentimit; mbushja në thellësi midis blloqeve do të bëhet me një shtresë llaç gëlqereje dhe pluhur guri dhe një shtresë sipërfaqësore me llaç hidraulik me të njëjtin lloj inert guri. Në rast tjerëshej dhe mungesë referojuni "Ndërhyrjet konservuese për pjesët që mungojnë" (kodi C_1.b.4).
		<b>1.b.4 Missing Part or lack: Total or partial empty space, obviously located in the place of some formerly existing stone part. Protruding and particularly exposed parts are typical locations for material loss resulting in missing parts. It is here present especially in the form of gap, resulting in a hollow space in the stone surface. Kavitate apo humbje e materialit: Boshllëq, i krijuar nga mungesa e materialit (gur, tullë, llaç).</b>	<b>C_1.b.4</b> In the case of missing small parts, the intervention of refilling shall be carried out as described for the decay induced by erosion (code C_1.b.2). For deeper lacks, the inner space will be filled using an hydraulic mortar with fragments of stone, while the external surface will be treated using a thin layer of lime mortar. Where the damage of the stones is not superficial Architect shall decide removal of decayed zone and replacement with new ones, carved to reproduce the original stone design and matching in color and composition the original one. The new stone shall be fixed with mortar (1 part of lime with 2-3 parts of sand), after the cleaning and wetting of the area that will house the stone. Në rast të kaviveteve të vogla ose zonave me humbje të materialit, mbushja do të realizohet me llaç gëlqere. Për kavitetet më të mëdha, mbushja do të realizohet me llaç hidraulik me copa guri, ndërsa sipërfaqja e jashtme do të trajtohet me një shtresë të hollë llaç gëlqereje. Aty ku dëmtimi i gurit nuk është sipërfaqësor, Arkitekti do të vendosë heqjen e gurëve të dëmtuar dhe zëvendësimin e tyre me gurë të rinj, me gdhendje, ngjyrë dhe përbërje si origjinali, që do të lidhen me llaç.
		<b>1.c.1 Modern structures:</b> Presence of modern addition, especially brick walls. Struktura moderne: Prania e shtesave moderne, veçanërisht shtesa me muraturë tulle.	<b>C_1.c.1</b> Dry cleaning of stones contact surfaces between the existing one and the new masonry from loose deposits and dust, replacement of new masonry. Pastrim mekanik i gurëve nga depozitimet dhe pluhurat. Çmontim i shtesave të reja dhe ribërje e muraturës së re, me teknikë të ngjashme me origjinalin.
2 a NDËRHYRJET E PAPERSHATSHME		<b>2.a.1 Improper joints:</b> Presence of improper joints, introduced during the past restoring interventions in order to repair the loss of materials. Fuga të papërshtatshme: Prania e fugave të papërshtatshme, të realizuara gjatë ndërhyrjeve restauruese më të hershme.	<b>C_2.a.1</b> The mechanical removal of improper joints, covering the stone surface and/or localized between two consecutive blocks, shall be carried out using chisels and shall be implemented carefully in order not to damage the original stone. After removal, pointing with new mortar will be carried out, as specified in the case of missing of parts (code C_2.a.1). Treatment with a wet sponge should be repeated to help lime carbonation during the following 12 hours. Pastrimi mekanik nga fugat e papërshtatshme, i cili do të realizohet me kujdes për të mos dëmtuar gurin origjinal. Pas pastrimit, do të realizohet fugatimi i ri.
			








**DESIGN OF RESTORATION AND REVITALIZATION OF THE ROMAN AMPHITHEATRE, BYZANTINE FORUM & ROMAN BATHS, AND URBAN PATHWAYS IN THE CITY OF DURRËS**

Contract No. 852-112


**FINAL DESIGN**

Lead JV Partner

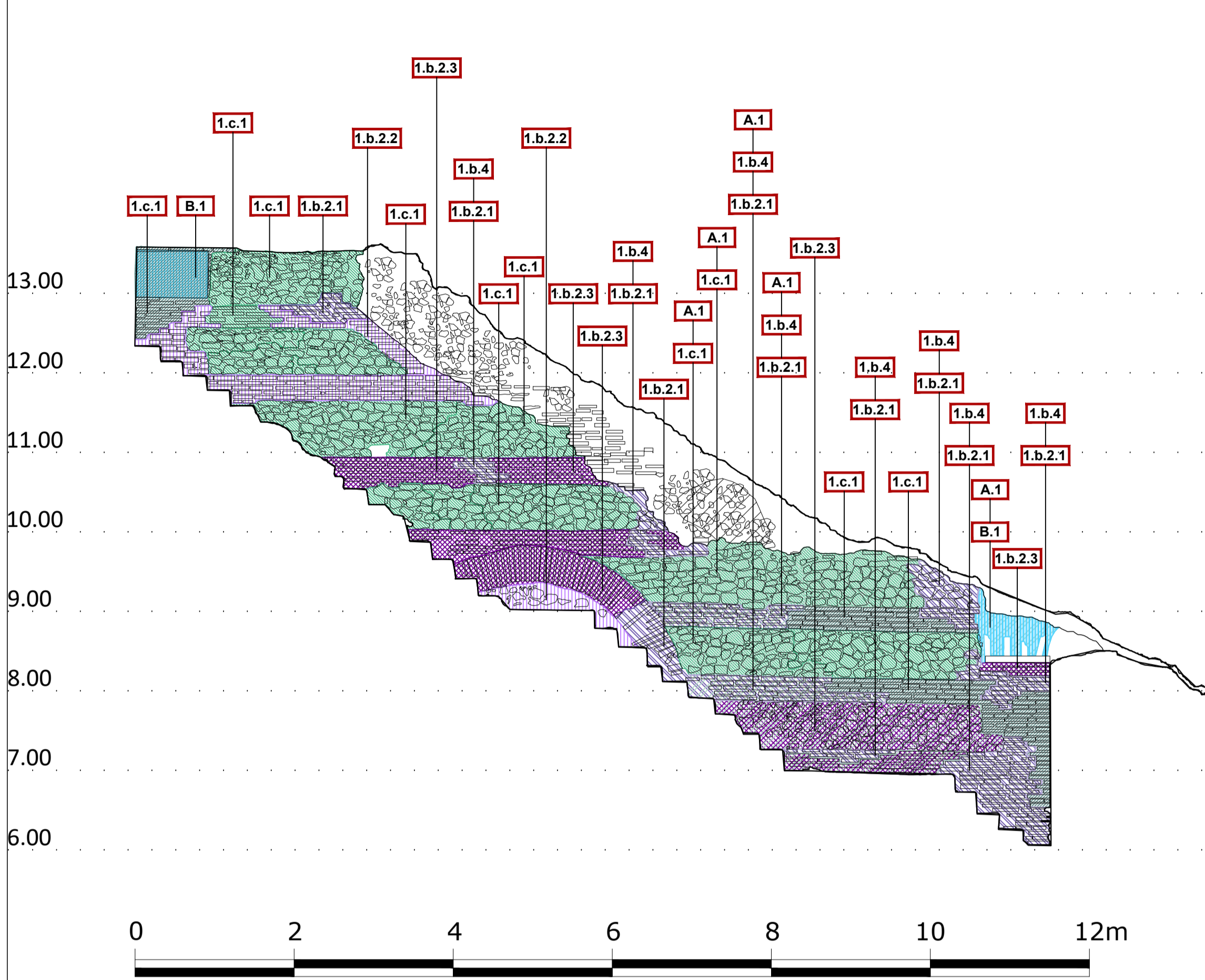


JV Partner JV Partner

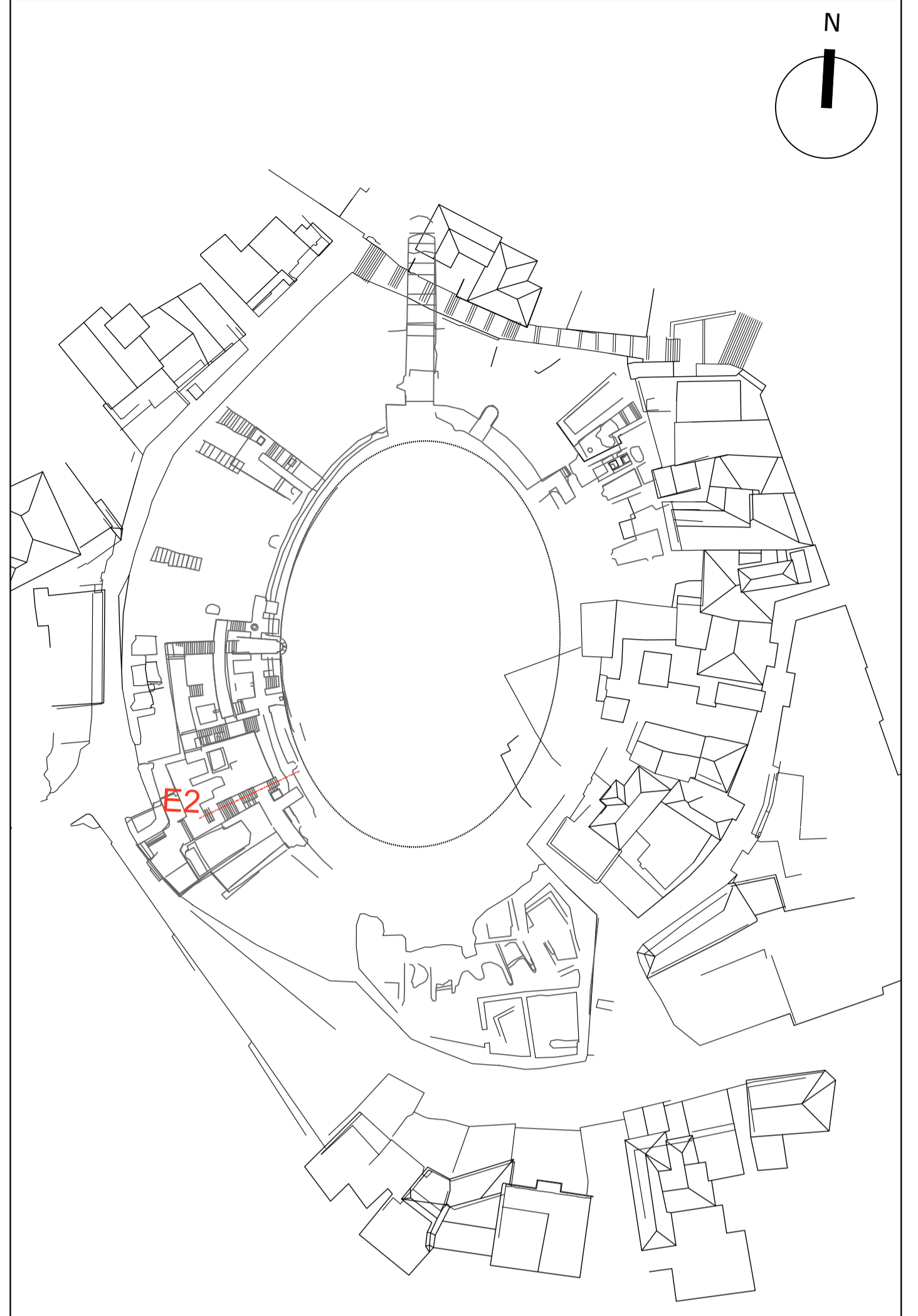
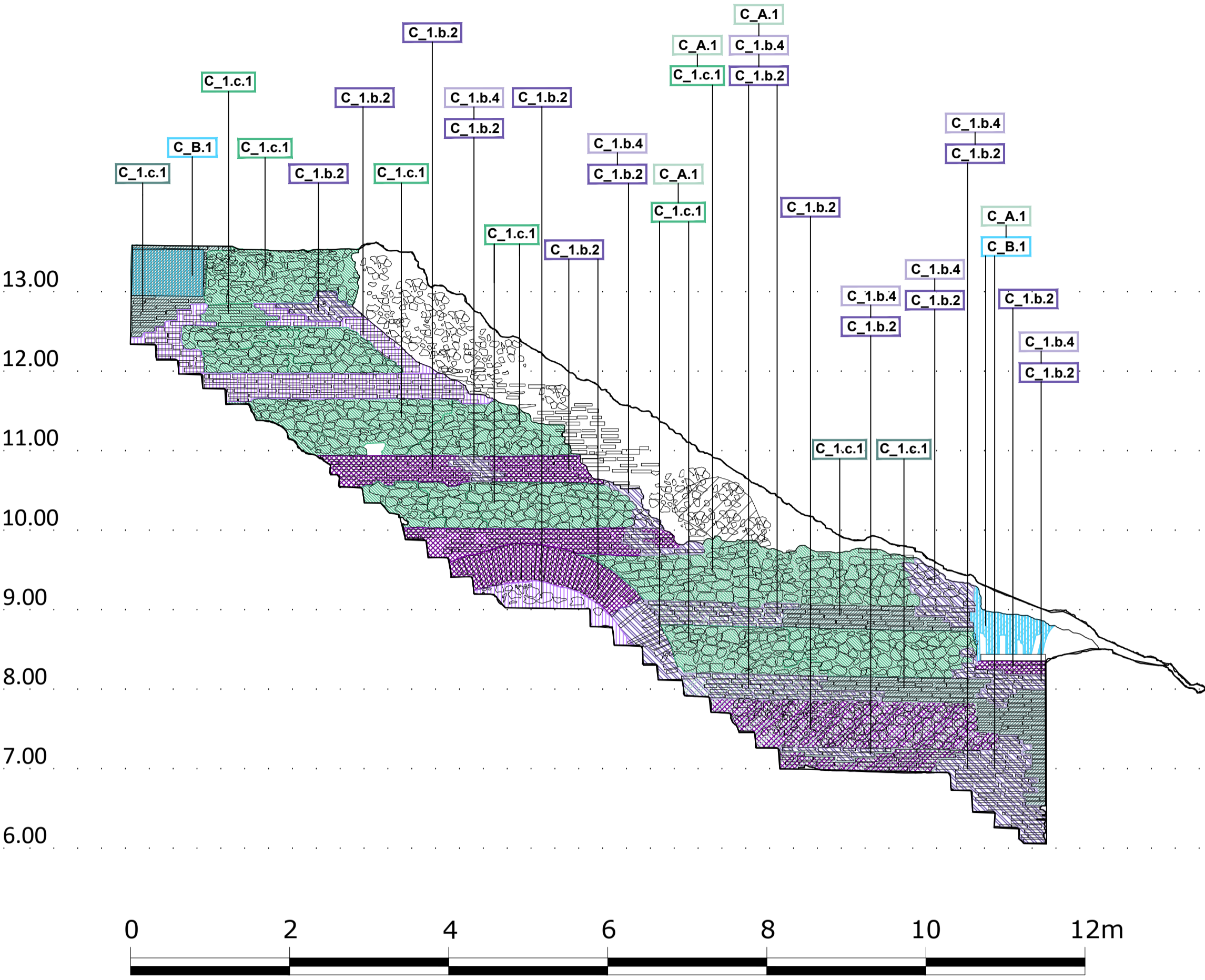





DATE:	2024 JUN
sheet type	Legend
CONSERVATION ACTIONS	Legend
<b>- Amphitheatre of Durrës - Legend</b>	
	sheet code AM_DC
SCALE :	-

ELEVATION 2 north  
PRERJA 2 veri



ELEVATION 2 north  
PRERJA 2 veri







**DESIGN OF RESTORATION AND REVITALIZATION OF THE ROMAN AMPHITHEATRE, BYZANTINE FORUM & ROMAN BATHS, AND URBAN PATHWAYS IN THE CITY OF DURRËS**


Contract No. 852-112

**FINAL DESIGN**


Lead JV Partner



JV Partner

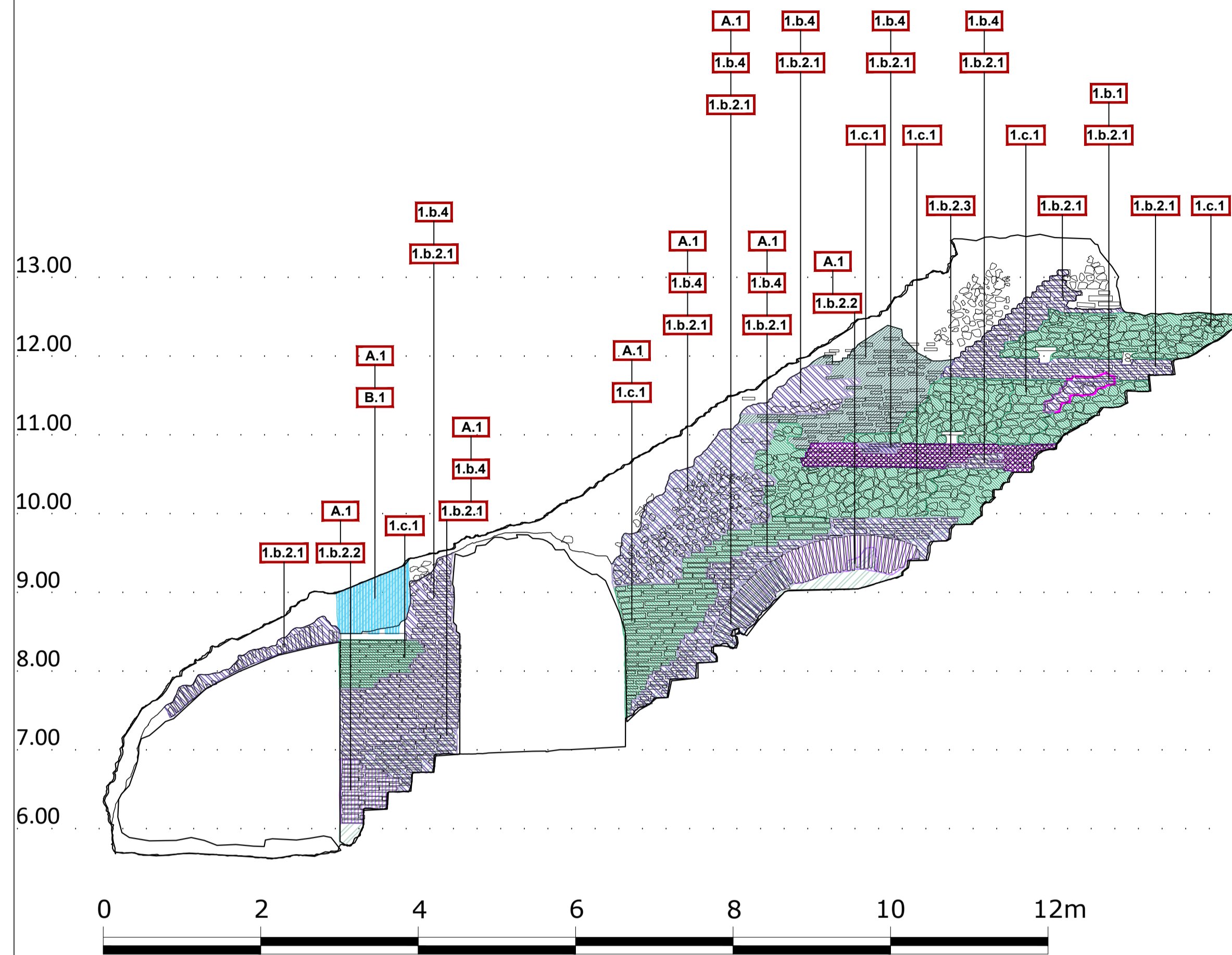


JV Partner

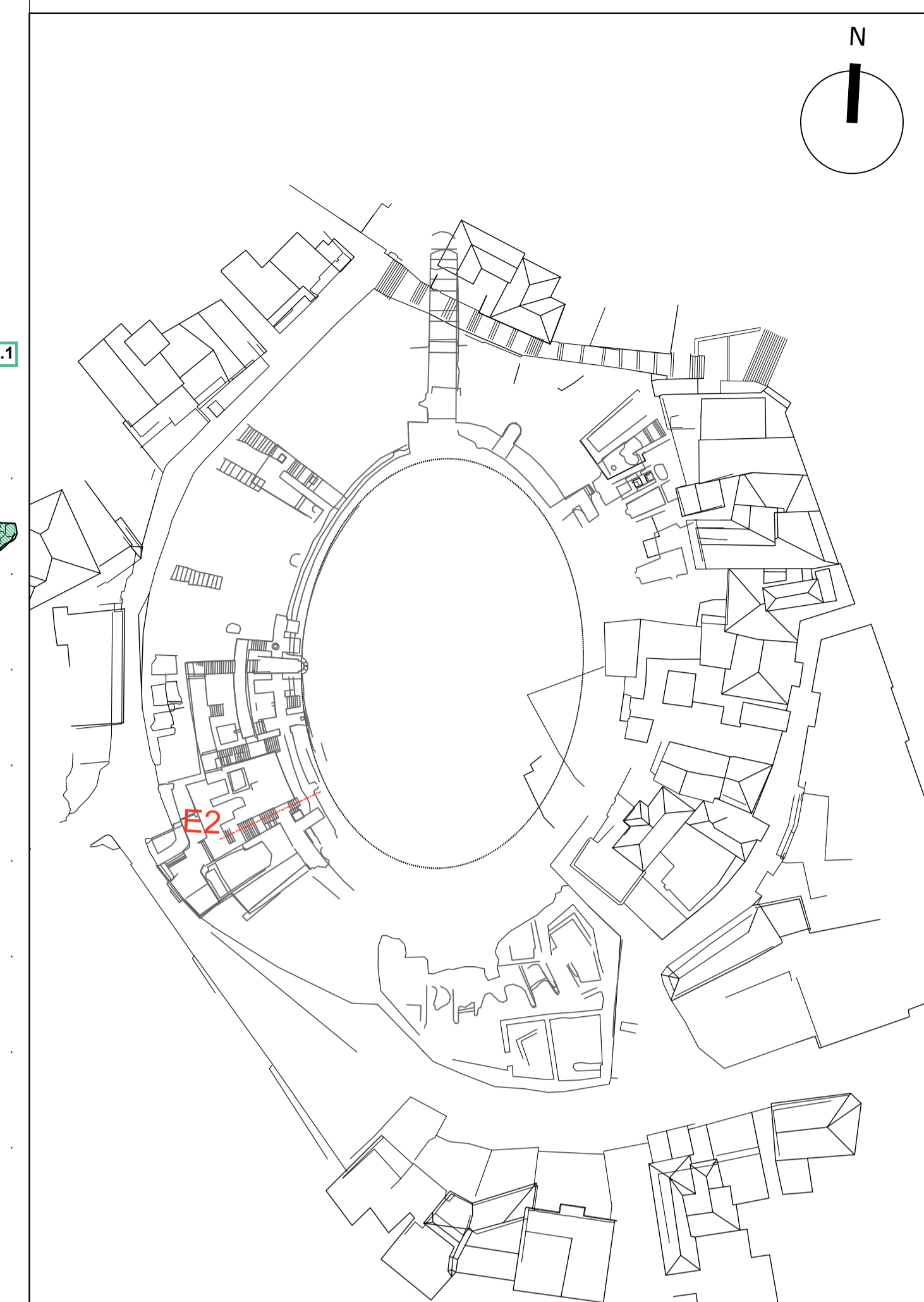
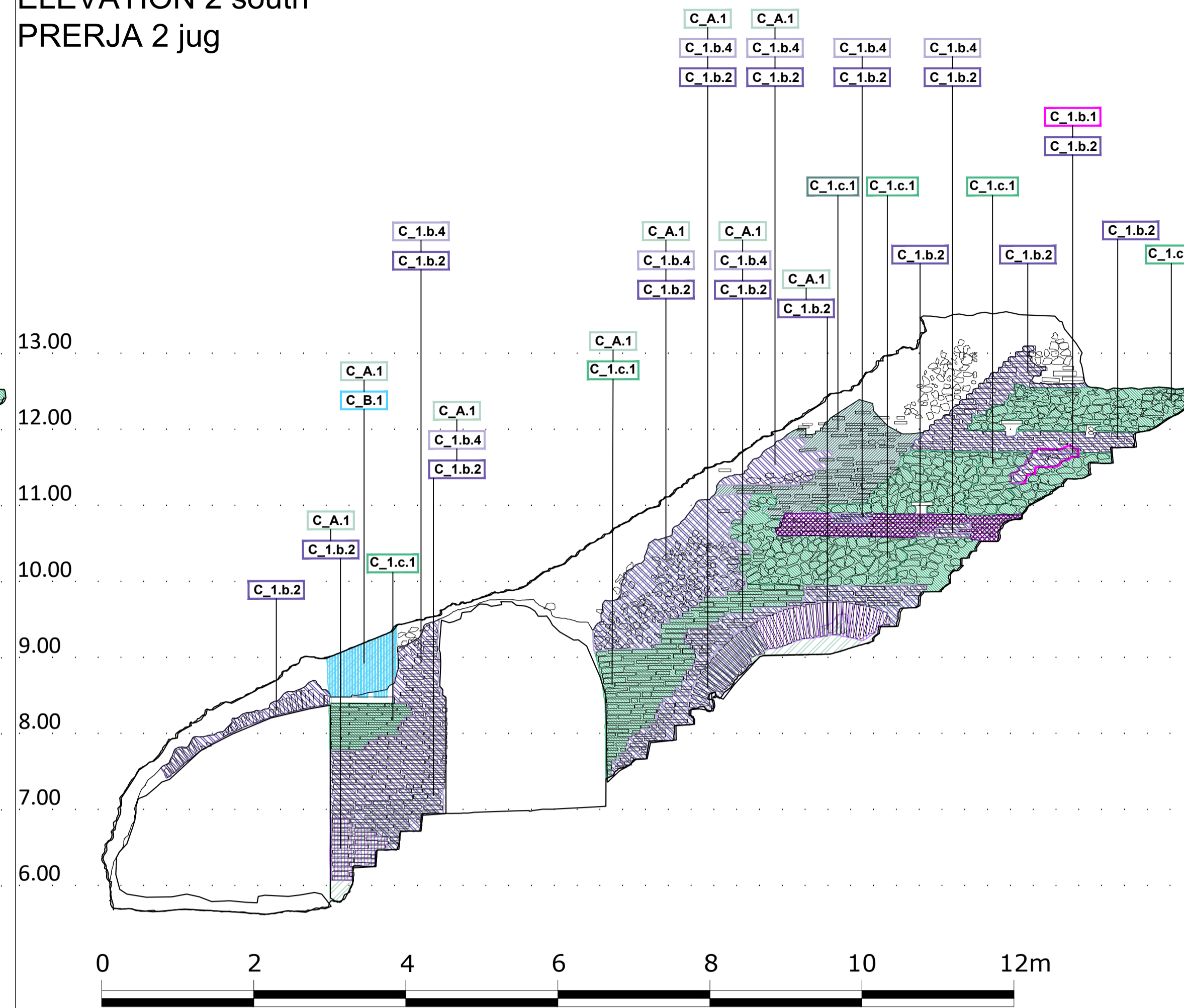


<p>DECAY MAPPING</p> <p style="text-align: center;"><b>- Amphitheatre of Durrës -</b></p> <p style="text-align: center;"><b>MAPPING OF DECAY AND ALTERATIONS</b></p> <p style="text-align: center;">Elevation 2 North</p>	<p>DATE: 2024 JUN</p> <p>sheet type</p> <p style="text-align: center;">SECTION ELEVATION</p> <p>sheet code</p> <p style="font-size: 24px; font-weight: bold; text-align: center;">09</p> <p>AM_DC_09</p> <p>SCALE: 1:50</p>
---	---

ELEVATION 2 south  
PRERJA 2 jug



ELEVATION 2 south  
PRERJA 2 jug



13.00

12.00

11.00


10.00

9.00

8.00

7.00

6.00



DESIGN OF RESTORATION AND REVITALIZATION OF THE ROMAN AMPHITHEATRE, BYZANTINE FORUM & ROMAN BATHS, AND URBAN PATHWAYS IN THE CITY OF DURRËS  
Contract No. 852-112

FINAL DESIGN

Lead JV Partner

**PLANARCH** s.r.l.  
consultations researches designs

JV Partner

**TAULANT shpk**  
Design & Supervision

DATE: 2024 JUN

DECAY MAPPING - Amphitheatre of Durrës -

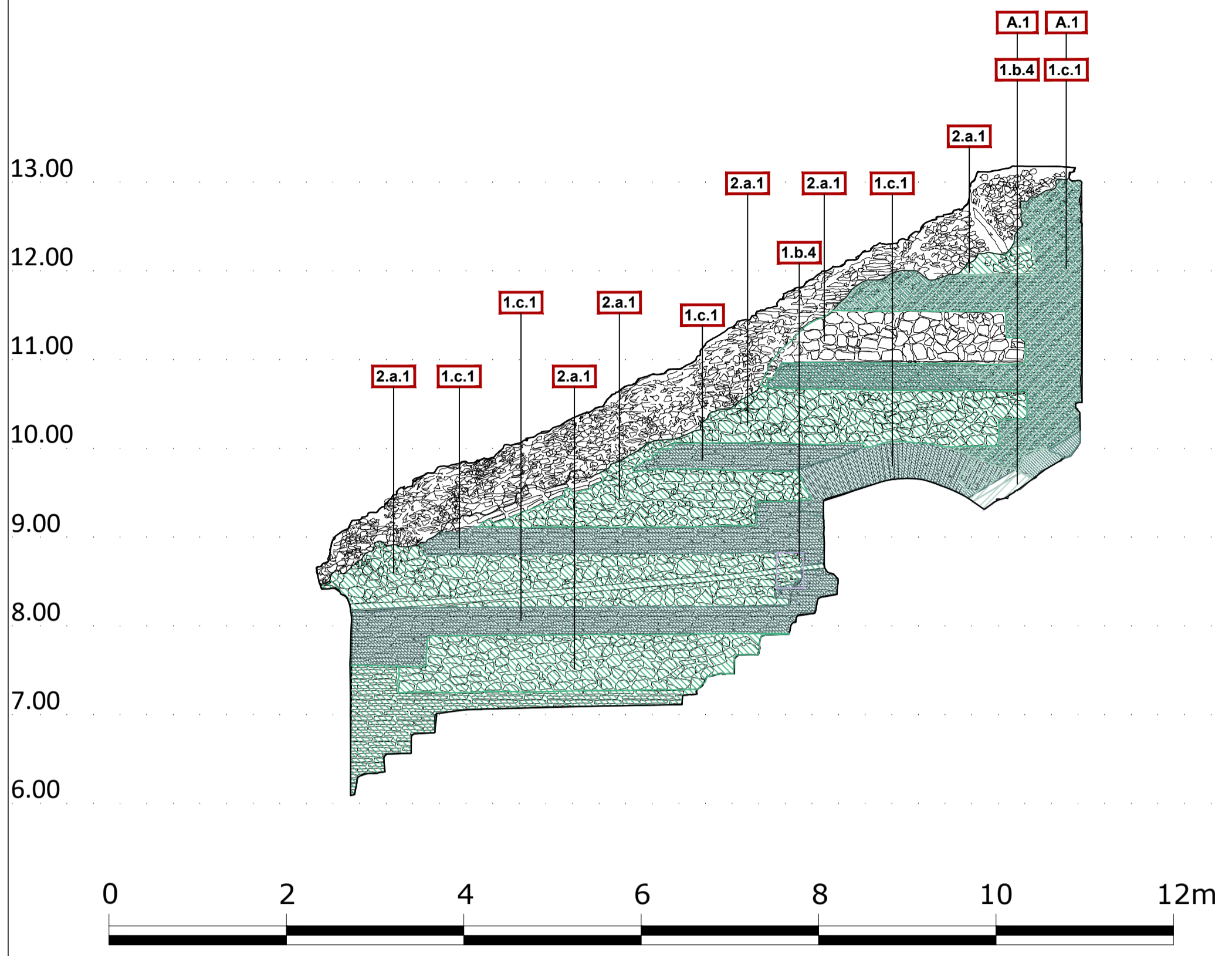
MAPPING OF DECAY AND ALTERATIONS  
Elevation 2 South

SECTION ELEVATION  
sheet code: AM\_DC\_09  
SCALE: 1:50

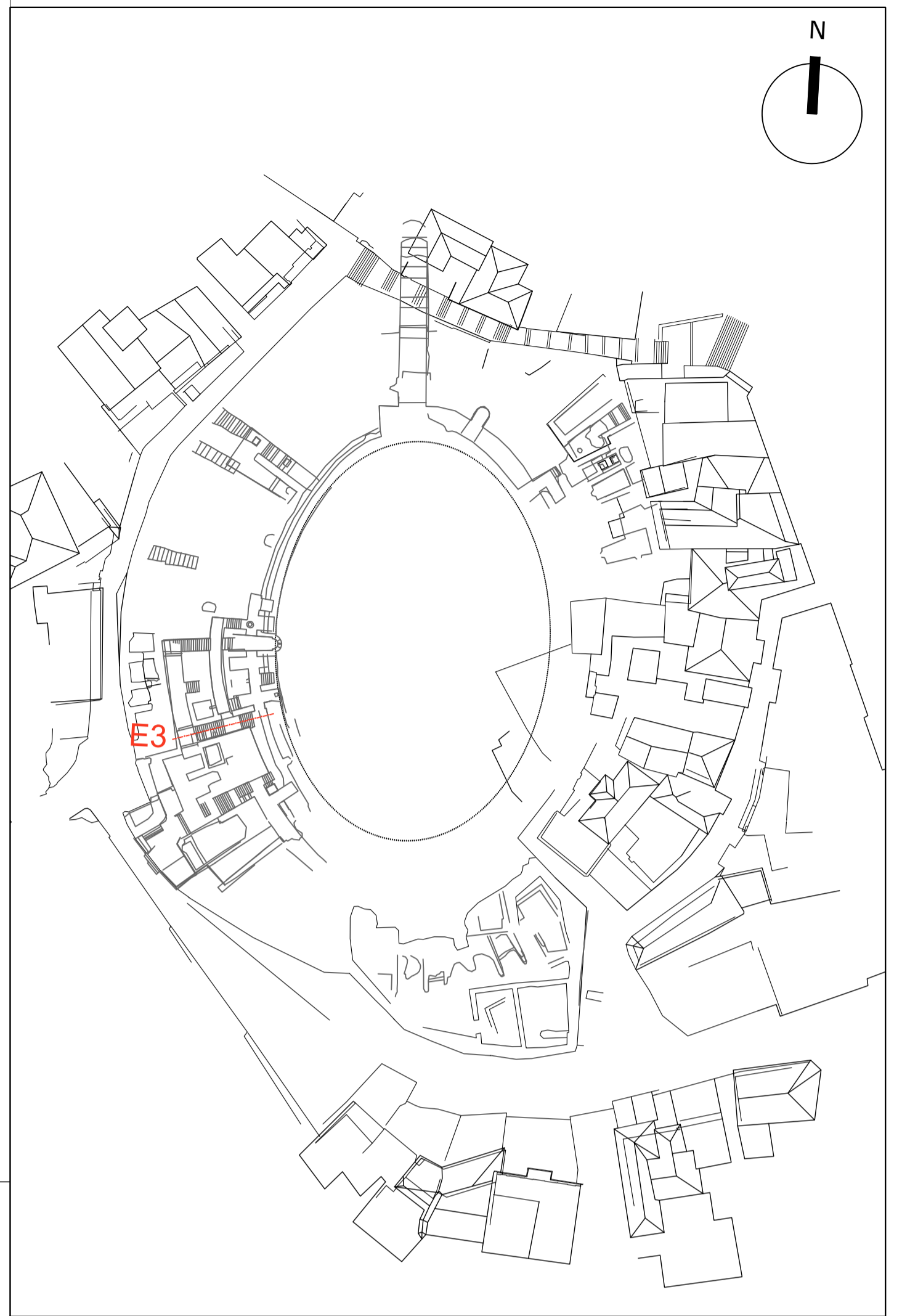
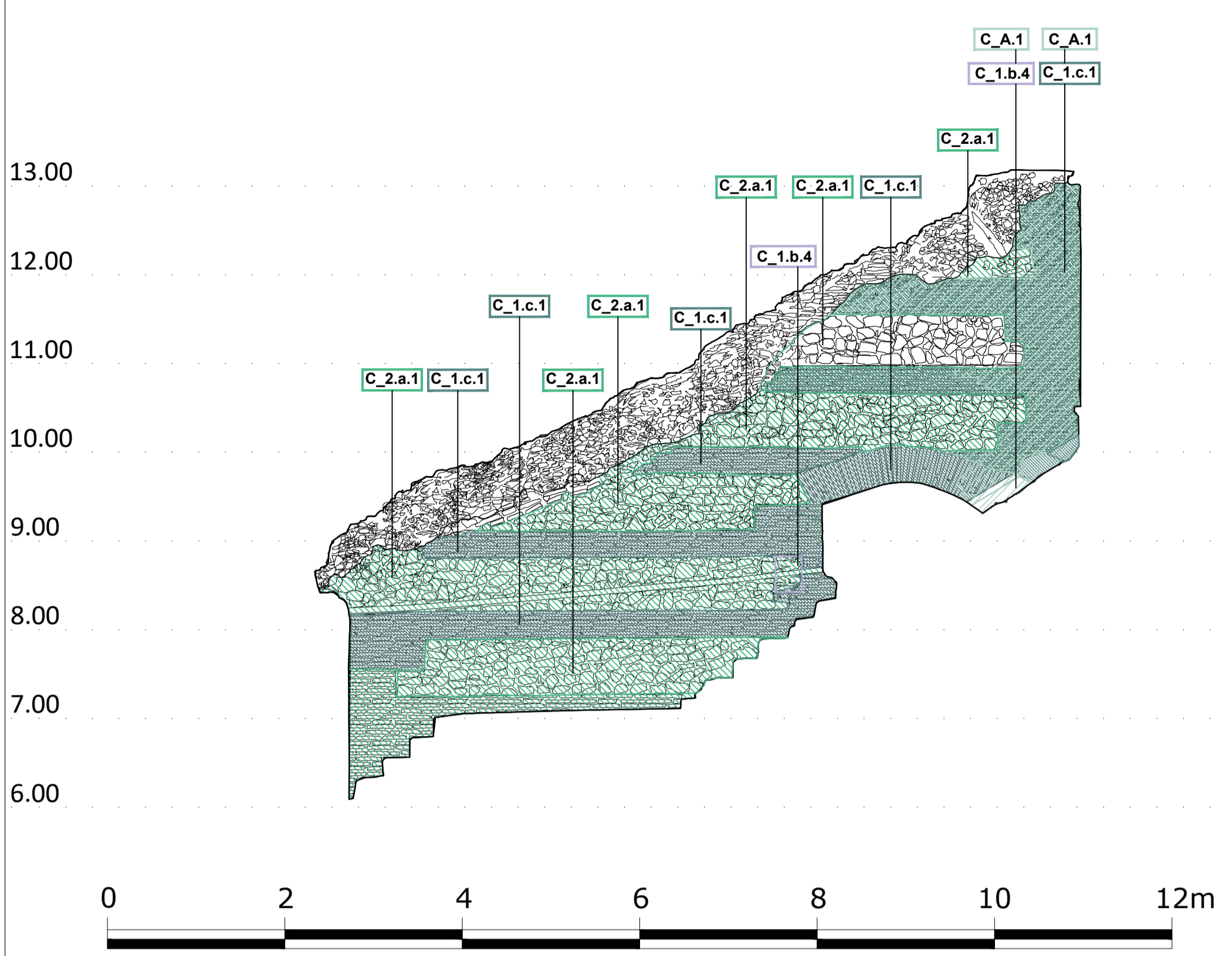
09



ELEVATION 3 south  
PRERJA 3 jug



ELEVATION 3 south  
PRERJA 3 jug



DESIGN OF RESTORATION AND REVITALIZATION OF THE ROMAN AMPHITHEATRE, BYZANTINE FORUM & ROMAN BATHS, AND URBAN PATHWAYS IN THE CITY OF DURRËS  
Contract No. 852-112

FINAL DESIGN

Lead JV Partner

**PLANARCH** s.r.l.  
consultations researches designs

JV Partner

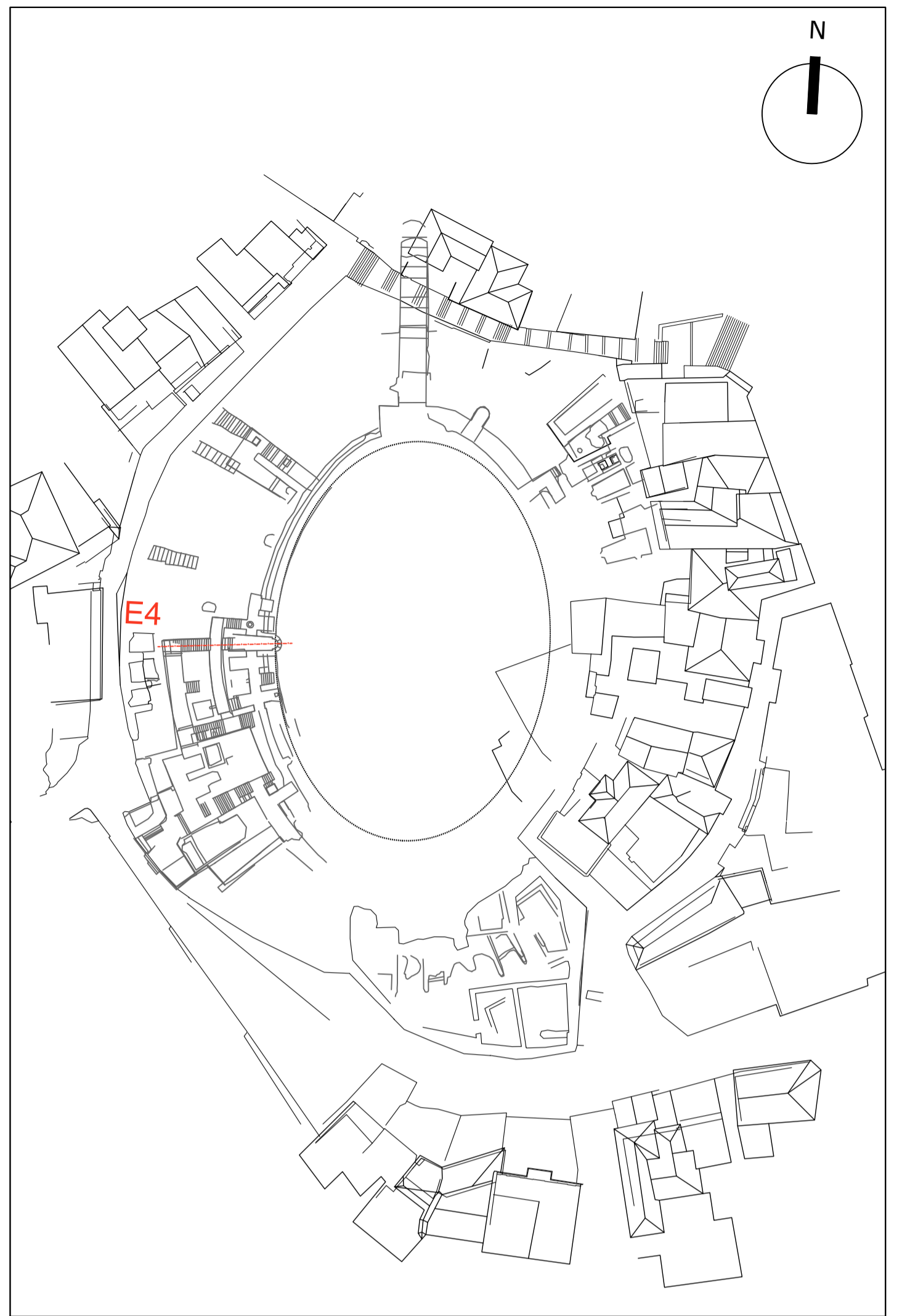
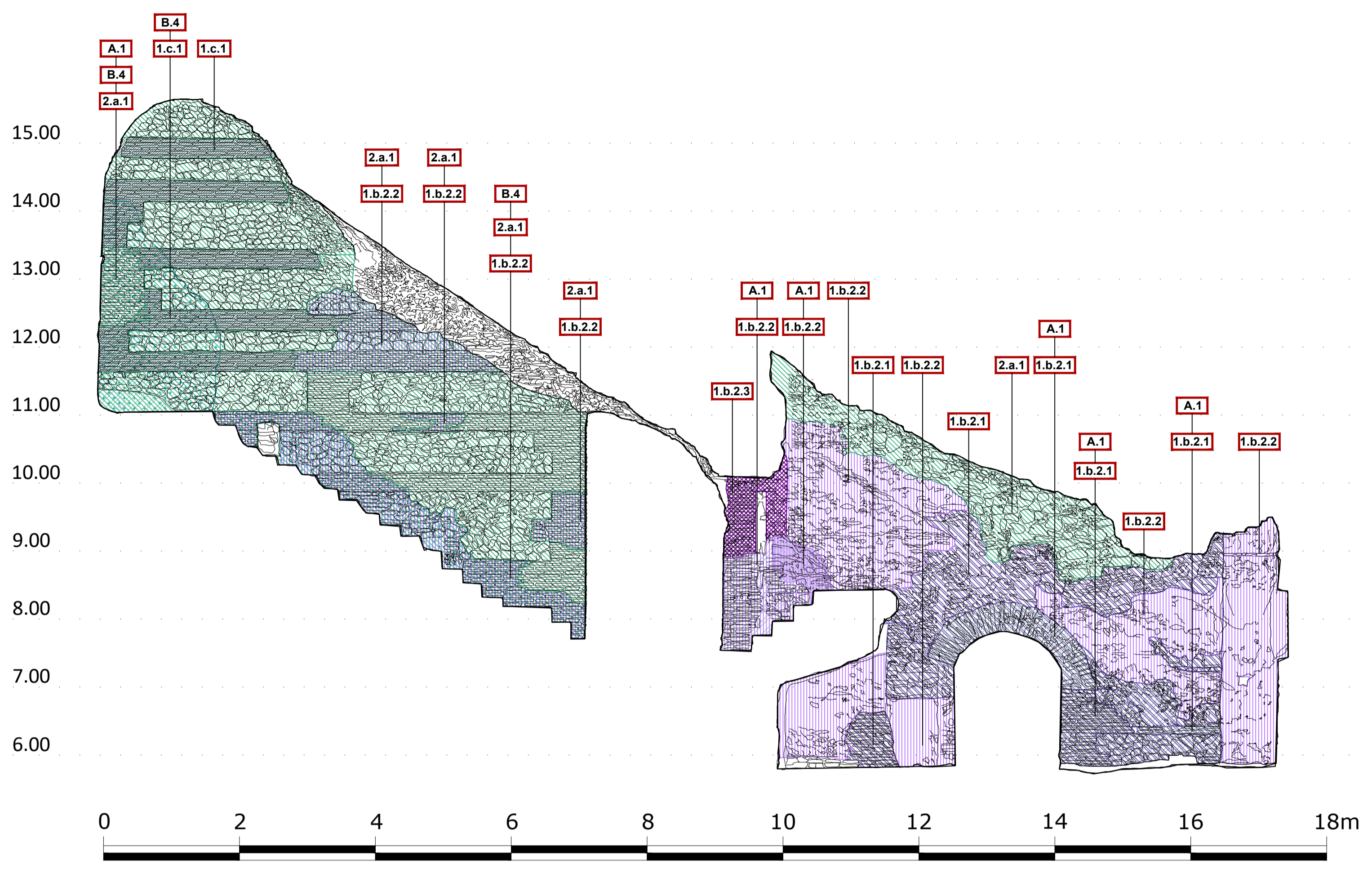
**TAULANT** shpk  
Design & Supervision

DATE: 2024 JUN  
sheet type

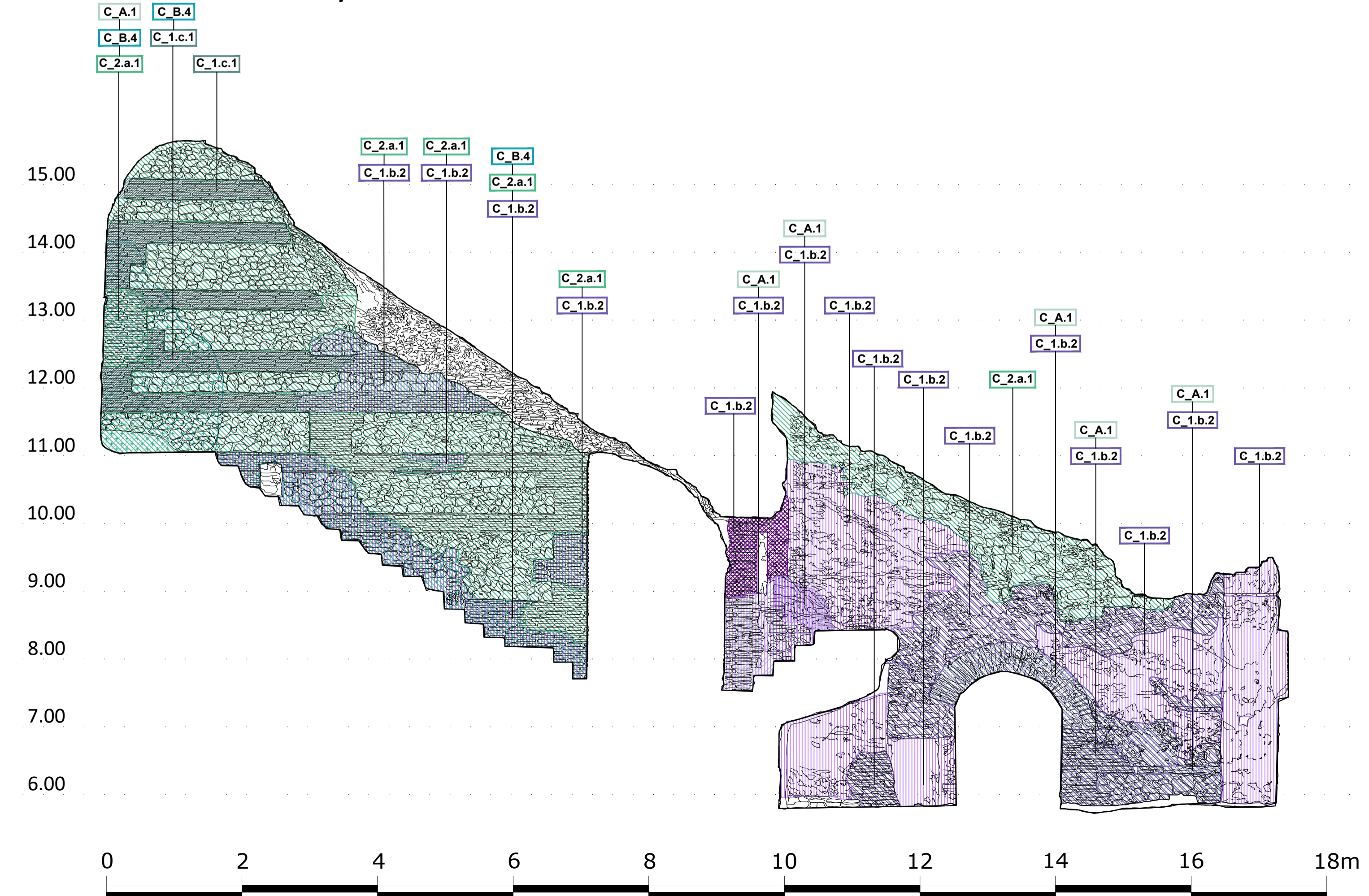
DECAY MAPPING  
- Amphitheatre of Durrës -  
MAPPING OF DECAY AND ALTERATIONS  
Elevation 3 South

SECTION ELEVATION  
sheet code  
**10** AM\_DC\_10  
SCALE: 1:50

ELEVATION 4 north / PRERJA 4 veri



ELEVATION 4 north / PRERJA 4 veri








**DESIGN OF RESTORATION AND REVITALIZATION OF THE ROMAN AMPHITHEATRE, BYZANTINE FORUM & ROMAN BATHS, AND URBAN PATHWAYS IN THE CITY OF DURRËS**  
Contract No. 852-112

**FINAL DESIGN**

Lead JV Partner



**PLANARCH** s.r.l.  
consultations researches designs



**TAULANT shpk**  
Design & Supervision

DATE: 2024 JUN

sheet type

SECTION ELEVATION

sheet code

**11** AM\_DC\_11

SCALE: 1:50

DECAY MAPPING

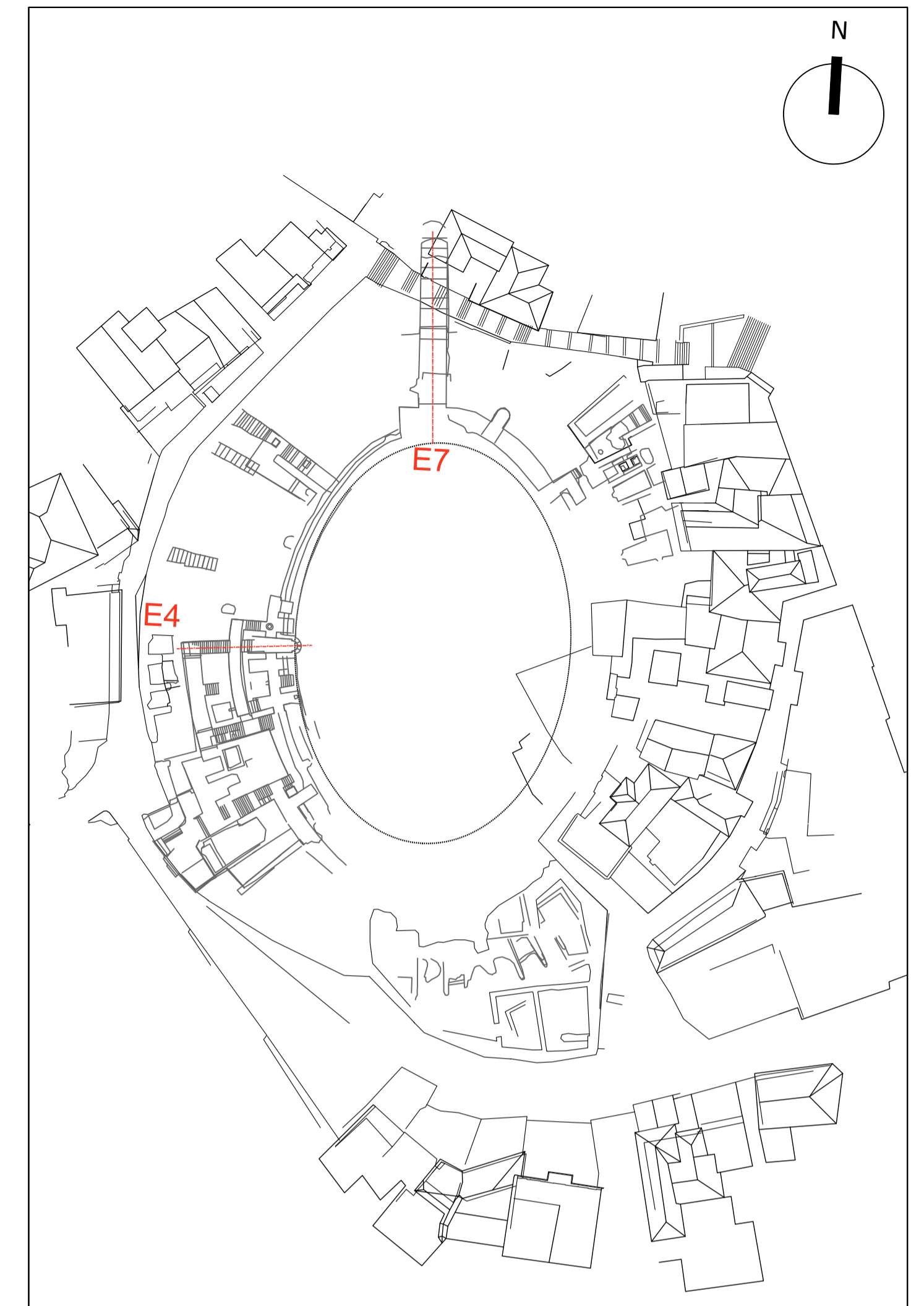

- Amphitheatre of Durrës -

MAPPING OF DECAY AND ALTERATIONS


Elevation 4 North



# ELEVATION 4 south / PRERJA 4 jug



# ELEVATION 4 north / PRERJA 4 veri




ELEVATION 4 north\_det.01  
PRERJA 4 veri\_det.01



0 0.5 2 m

ELEVATION 4 north\_det.02  
PRERJA 4 veri\_det.02



DESIGN OF RESTORATION AND REVITALIZATION OF THE ROMAN AMPHITHEATRE, BYZANTINE FORUM & ROMAN BATHS, AND URBAN PATHWAYS IN THE CITY OF DURRËS  
Contract No. 852-112

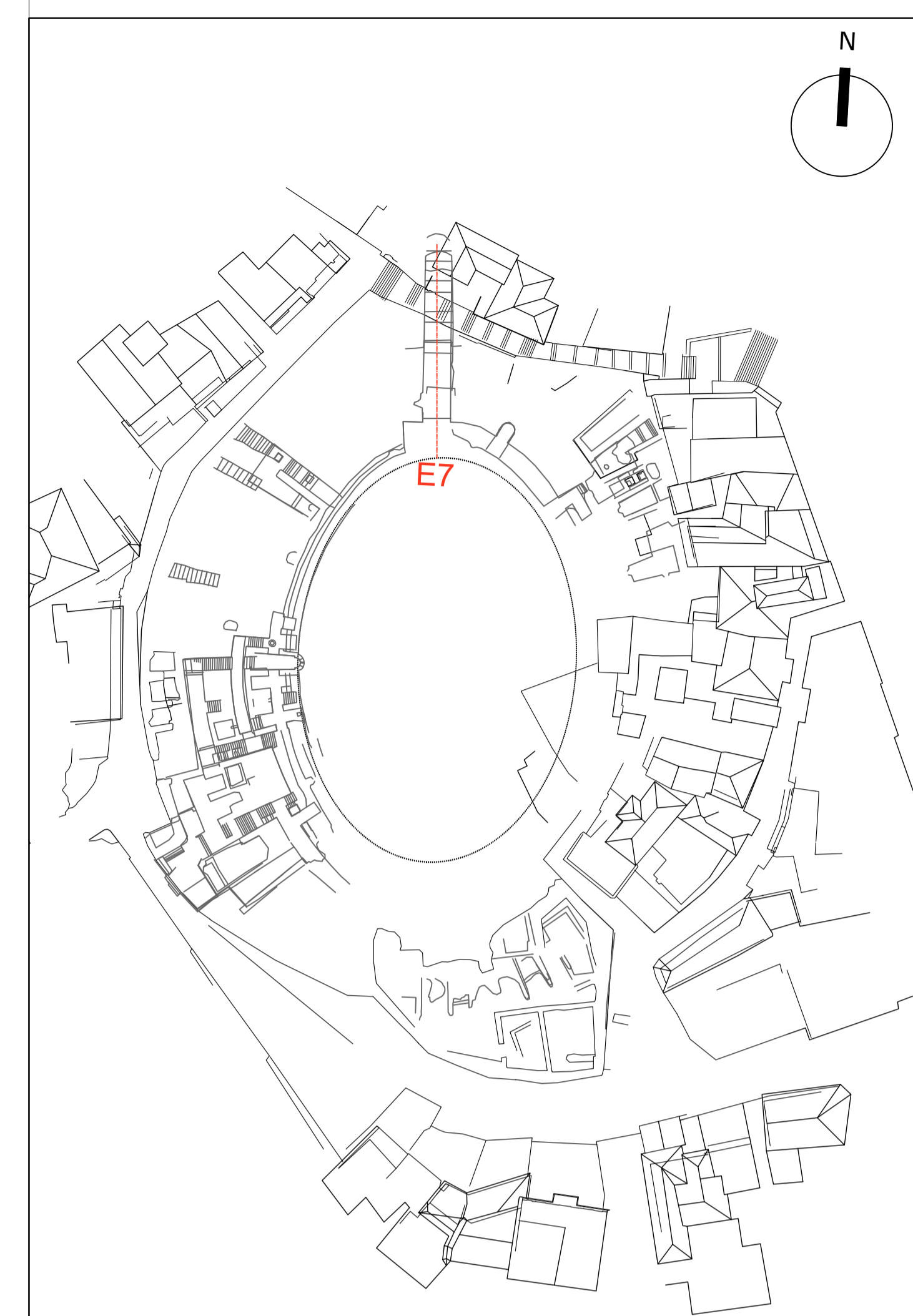
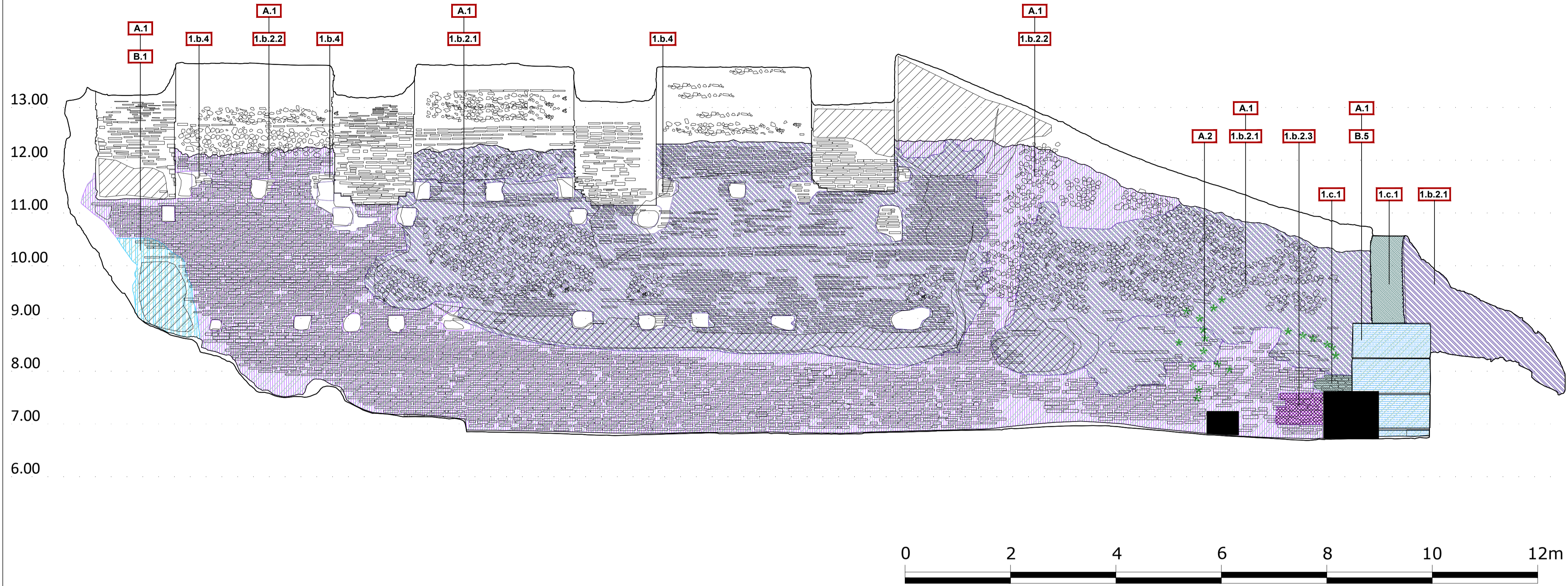
FINAL DESIGN  
Lead JV Partner

JV Partner  
**PLANARCH** s.r.l.  
consultations researches designs

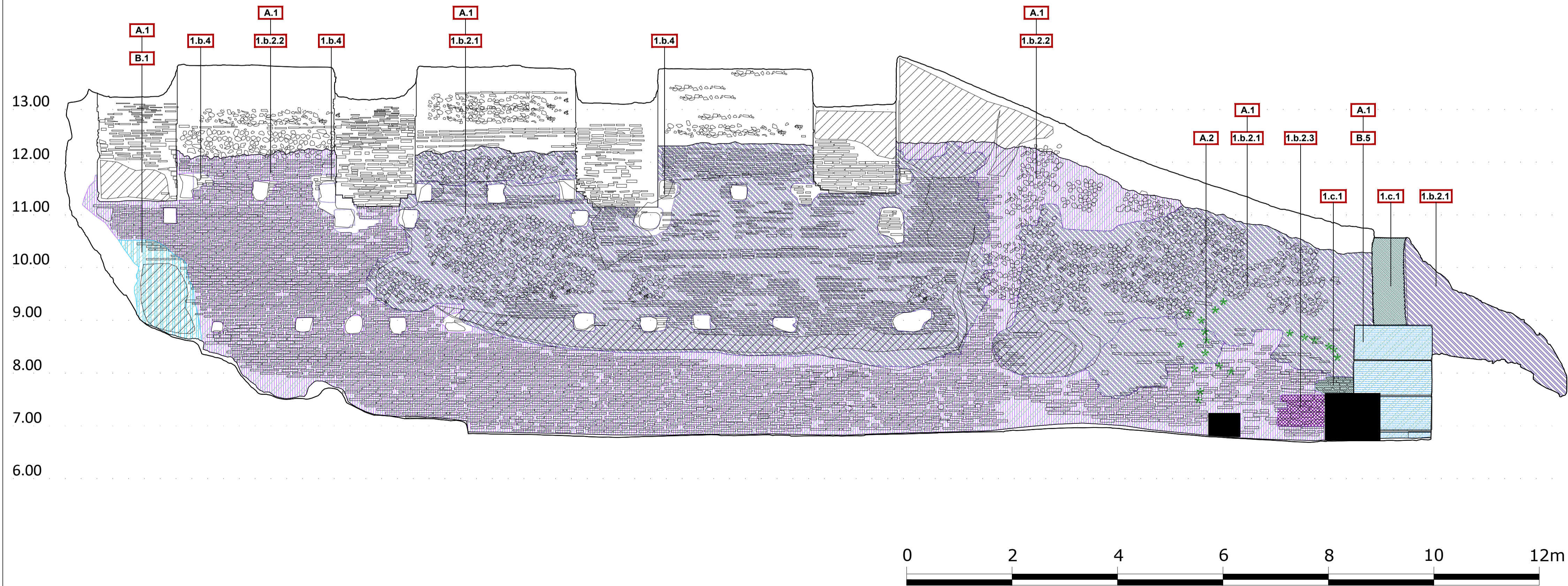
JV Partner  
**TAULANT shpk**  
Design & Supervision


DATE: 2024 JUN  
sheet type  
DECAY MAPPING  
- Amphitheatre of Durrës -  
MAPPING OF DECAY AND ALTERATIONS  
Elevation 4 North - Elevation 4 South  
SECTION ELEVATION  
sheet code  
**11**  
AM\_DC\_11  
SCALE: -

ELEVATION 7 east  
PRERJA 7 lindje



ELEVATION 7 east  
PRERJA 7 lindje








**DESIGN OF RESTORATION AND REVITALIZATION OF THE ROMAN AMPHITHEATRE, BYZANTINE FORUM & ROMAN BATHS, AND URBAN PATHWAYS IN THE CITY OF DURRËS**  
Contract No. 852-112

FINAL DESIGN

Lead JV Partner



JV Partner

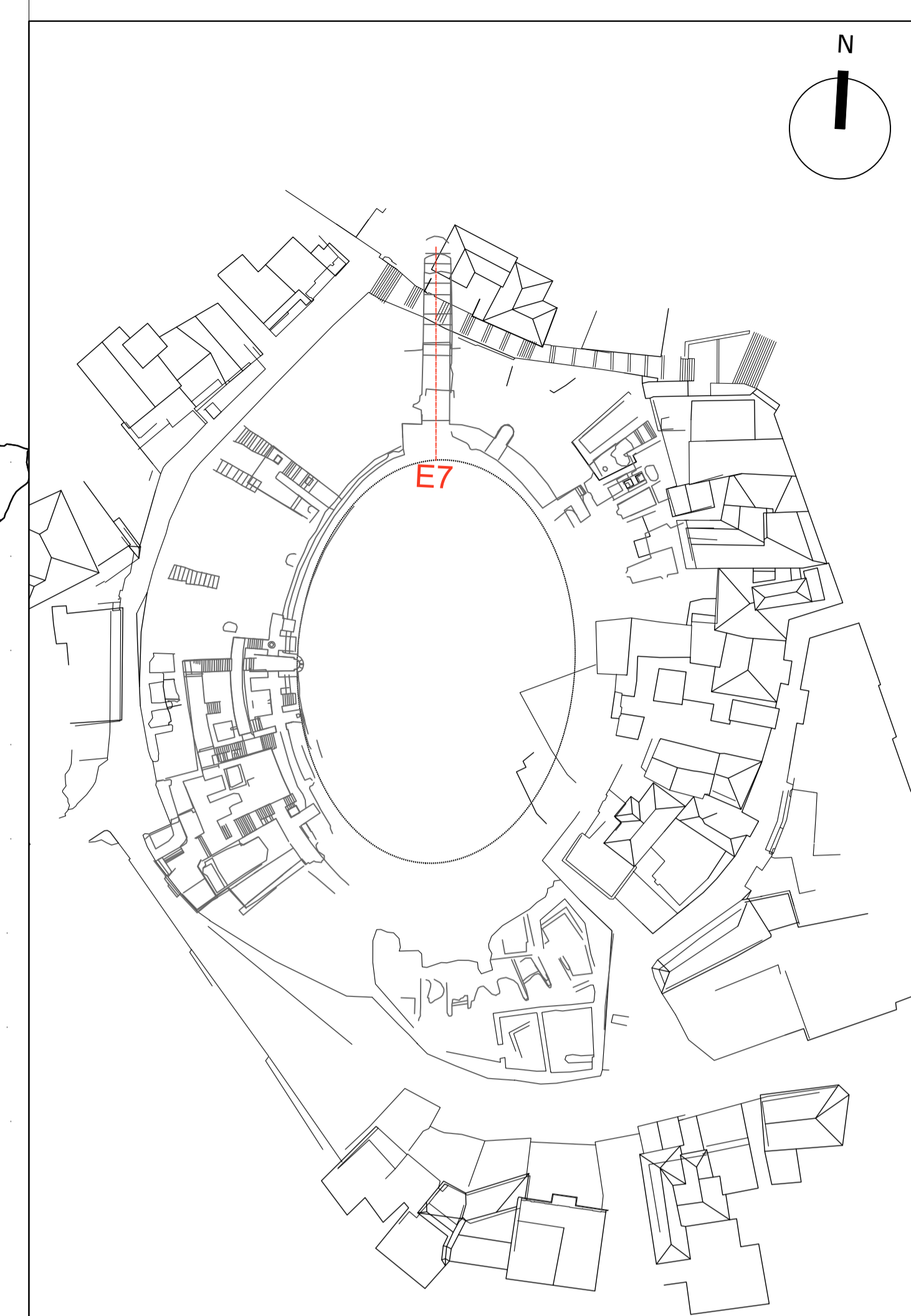
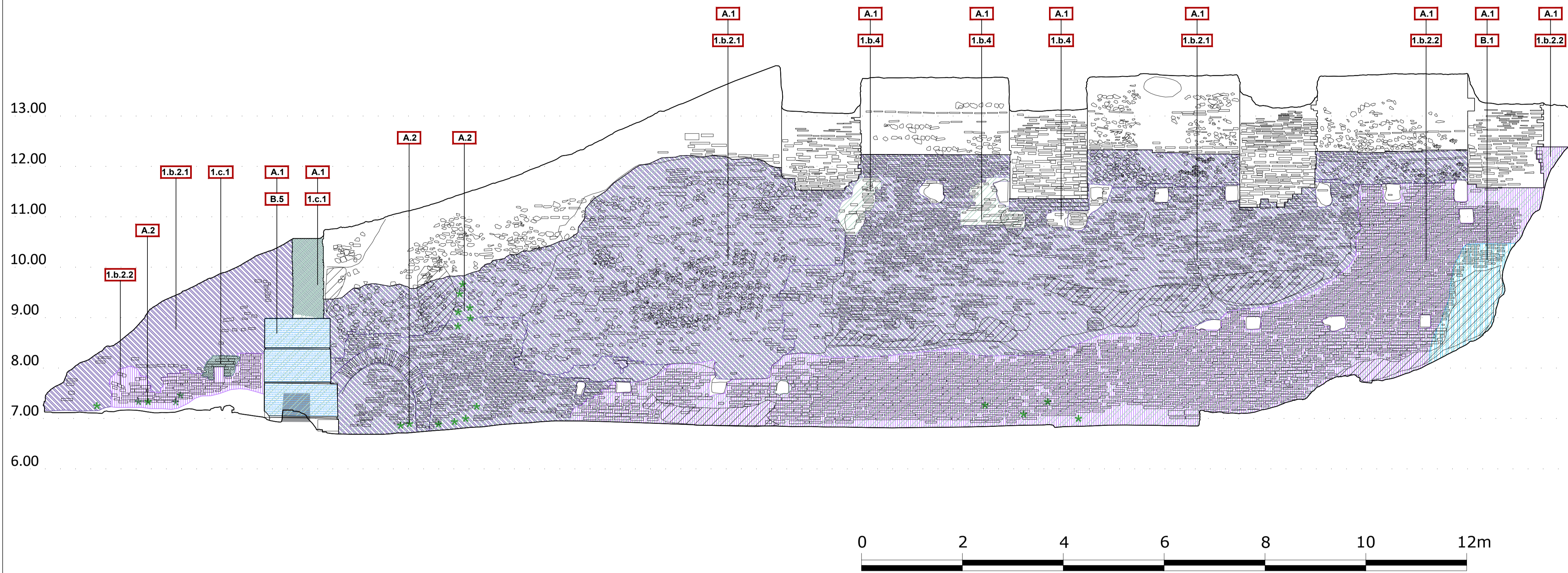




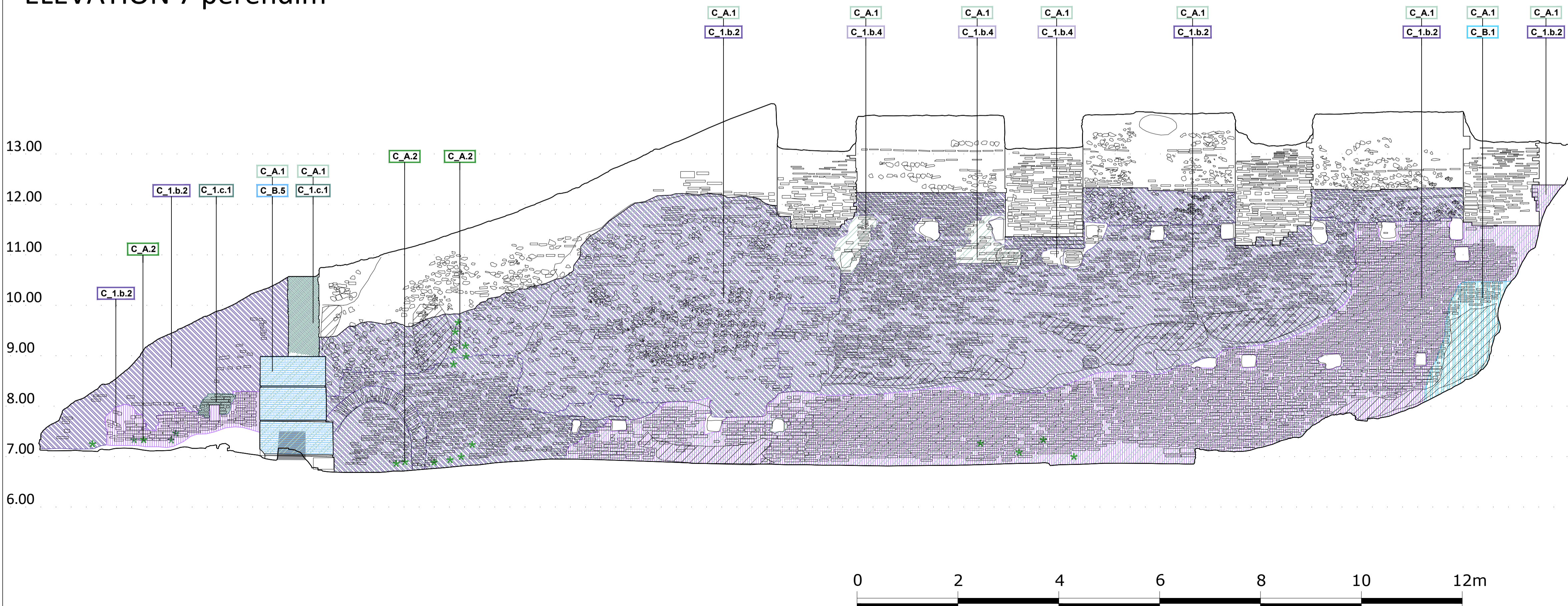
JV Partner



DECAY MAPPING	DATE: 2024 JUN
- Amphitheatre of Durrës - MAPPING OF DECAY AND ALTERATIONS Elevation 7 East	sheet type SECTION ELEVATION
	sheet code AM_DC_12
	SCALE: 1:50


ELEVATION 7 west  
ELEVATION 7 perëndim



ELEVATION 7 west  
ELEVATION 7 perëndim







**DESIGN OF RESTORATION AND REVITALIZATION OF THE ROMAN AMPHITHEATRE, BYZANTINE FORUM & ROMAN BATHS, AND URBAN PATHWAYS IN THE CITY OF DURRËS**  
Contract No. 852-112

FINAL DESIGN

---


Lead JV Partner






---

JV Partner

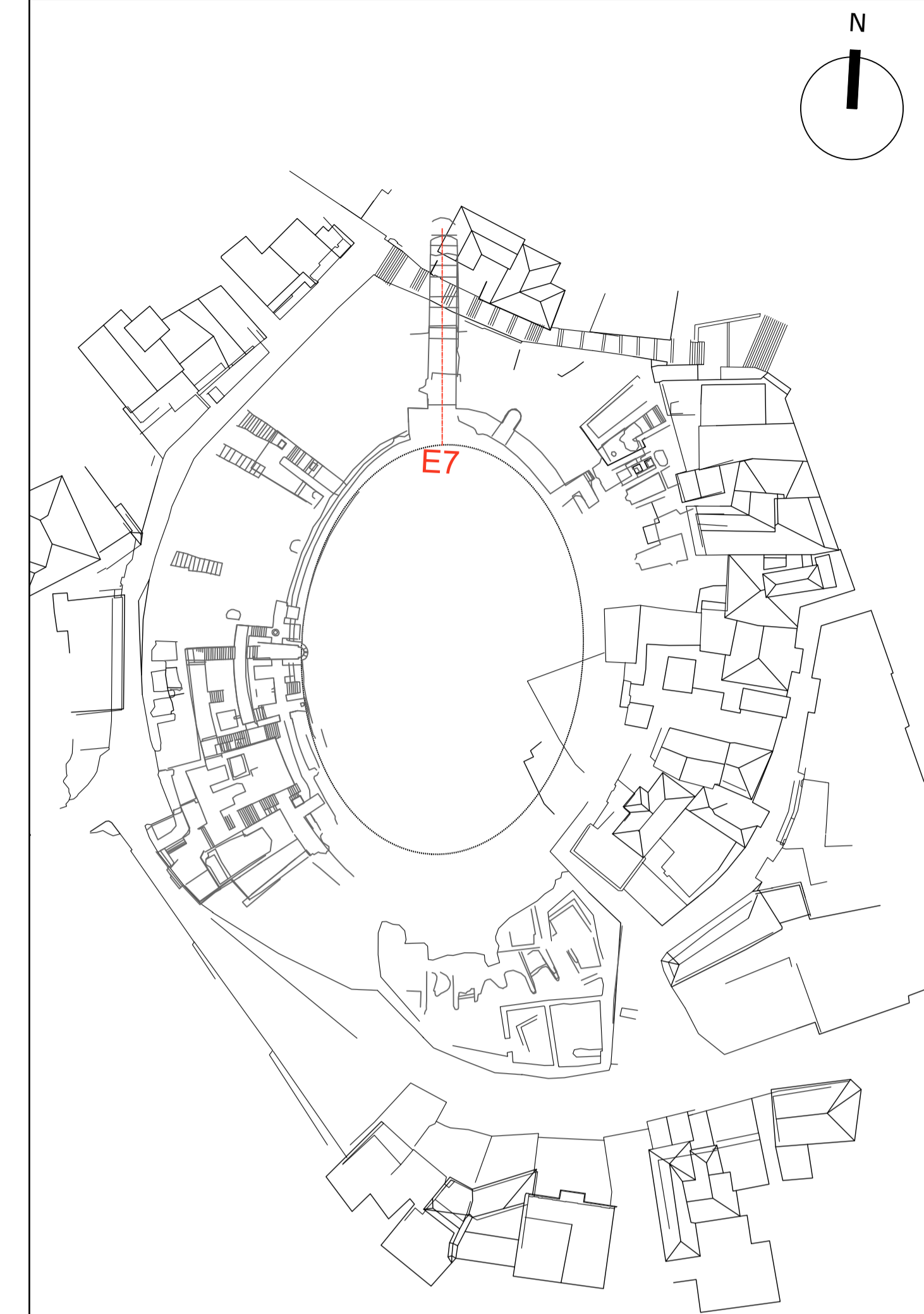






---



DECAY MAPPING <b>- Amphitheatre of Durrës -</b> MAPPING OF DECAY AND ALTERATIONS Elevation 7 West	DATE: 2024 JUN sheet type SECTION ELEVATION sheet code <b>12</b> AM_DC_12 SCALE: 1:50
--	--


ELEVATION 7 east  
PRERJA 7 lindje



ELEVATION 7 west  
ELEVATION 7 perëndim










**DESIGN OF RESTORATION AND REVITALIZATION OF THE ROMAN AMPHITHEATRE, BYZANTINE FORUM & ROMAN BATHS, AND URBAN PATHWAYS IN THE CITY OF DURRËS**  
Contract No. 852-112

**FINAL DESIGN**

Lead JV Partner



JV Partner



JV Partner

DECAY MAPPING

**- Amphitheatre of Durrës -**

**MAPPING OF DECAY AND ALTERATIONS**

Elevation 7 East - Elevation 7 West

DATE: 2024 JUN

sheet type

SECTION ELEVATION

sheet code

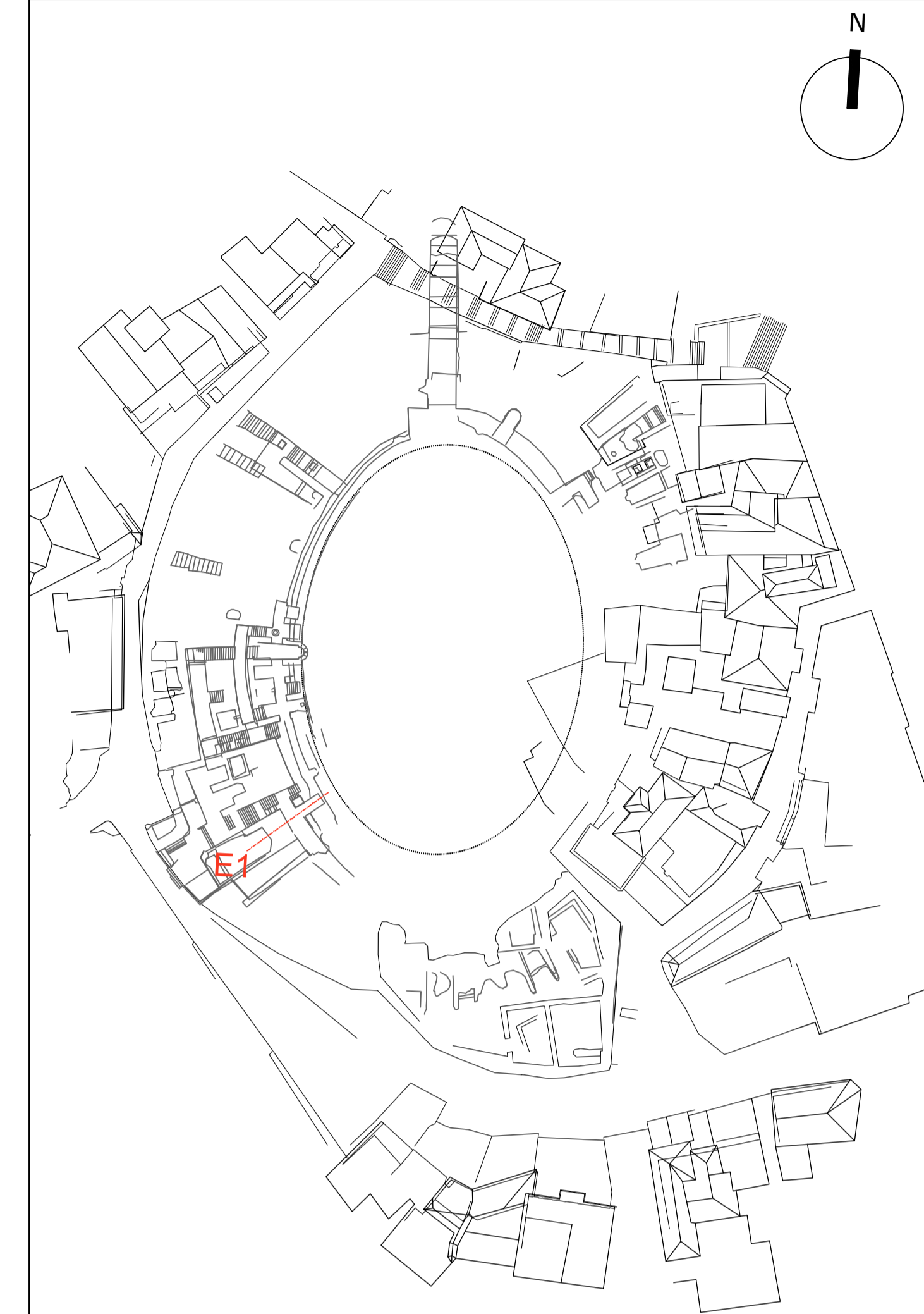
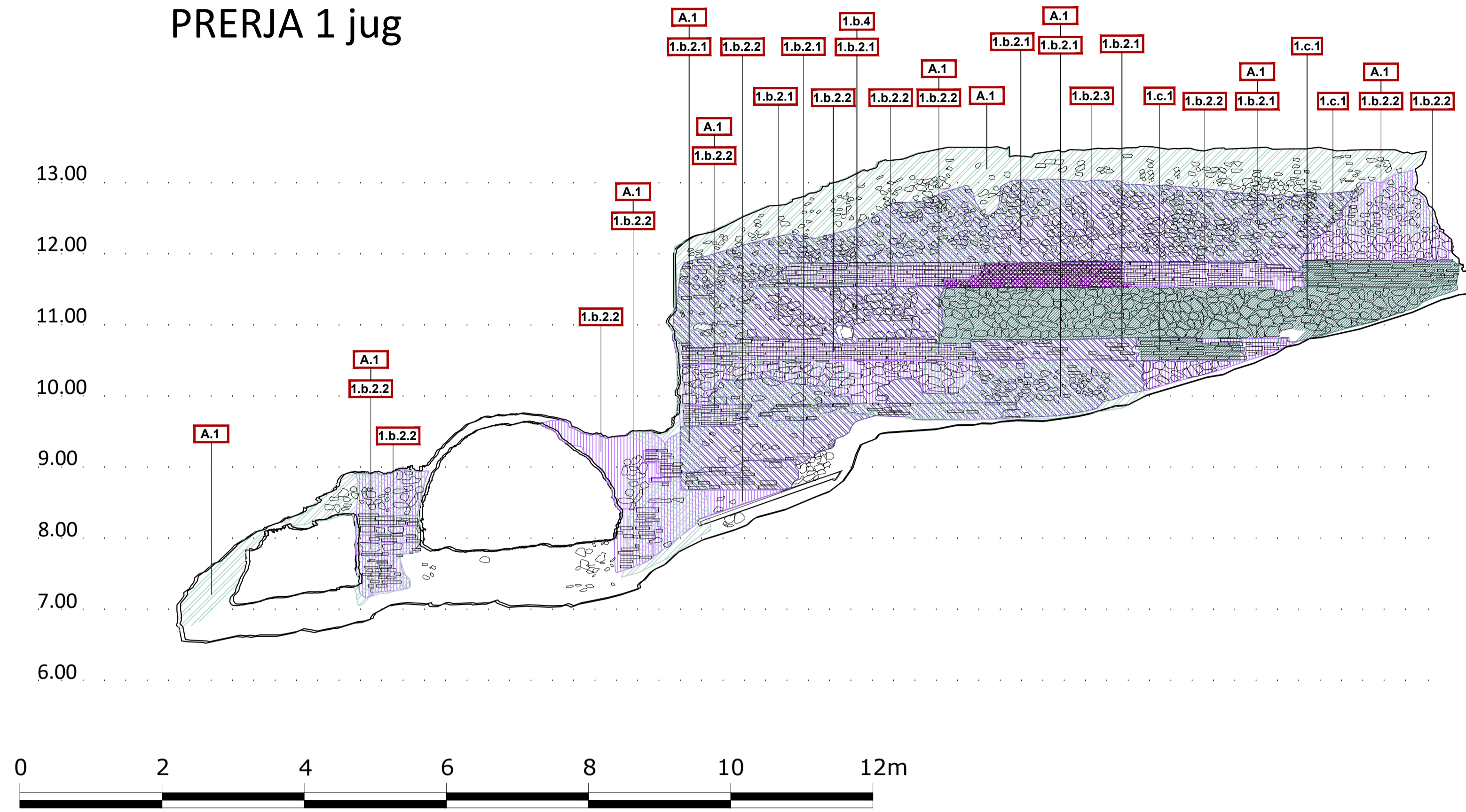
**12**

AM\_DC\_12

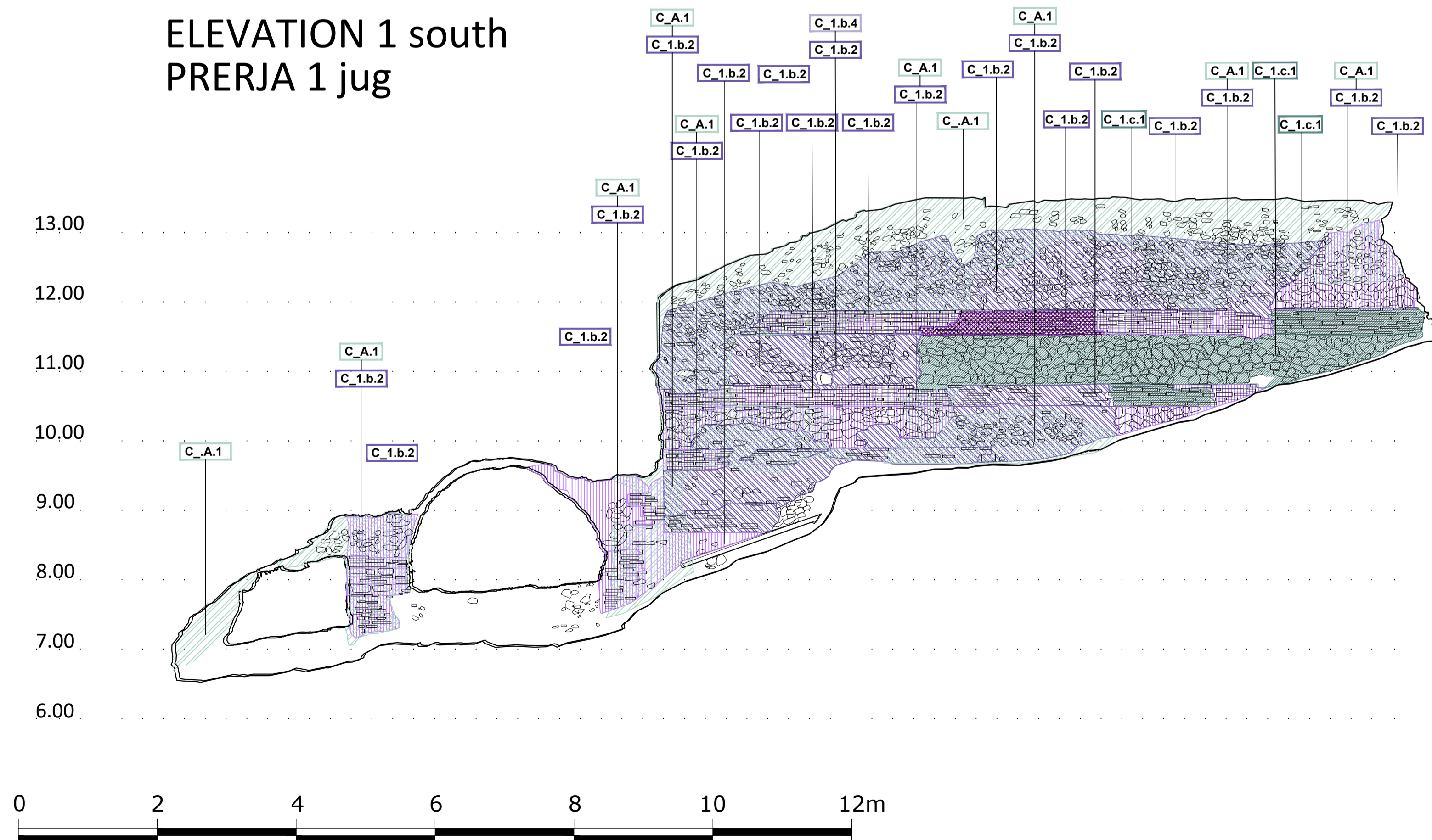
SCALE: 1:50





ELEVATION 1 south  
PRERJA 1 jug



ELEVATION 1 south  
PRERJA 1 jug









**DESIGN OF RESTORATION AND REVITALIZATION OF THE ROMAN AMPHITHEATRE, BYZANTINE FORUM & ROMAN BATHS, AND URBAN PATHWAYS IN THE CITY OF DURRËS**  
 Contract No. 852-112

**FINAL DESIGN**

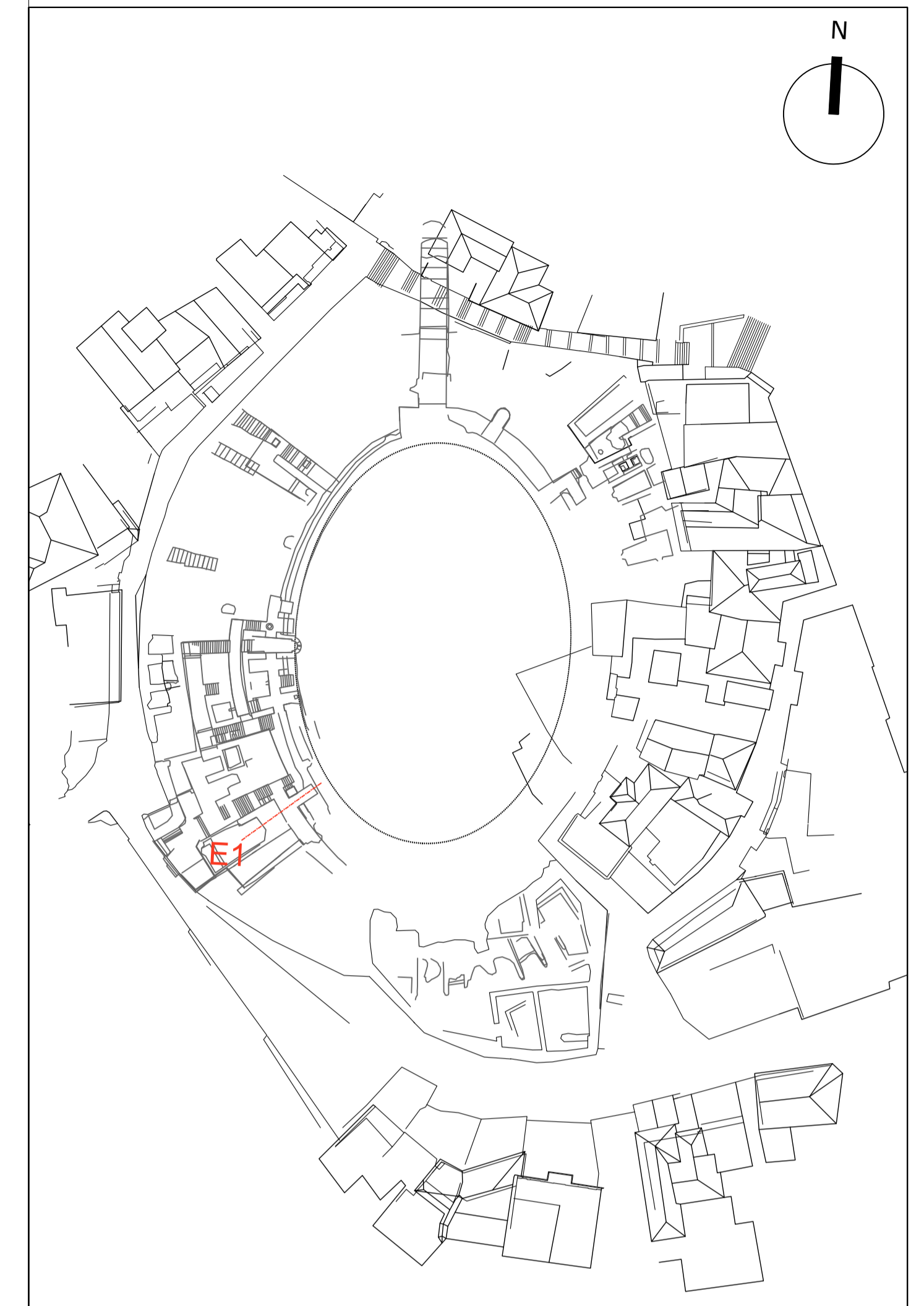
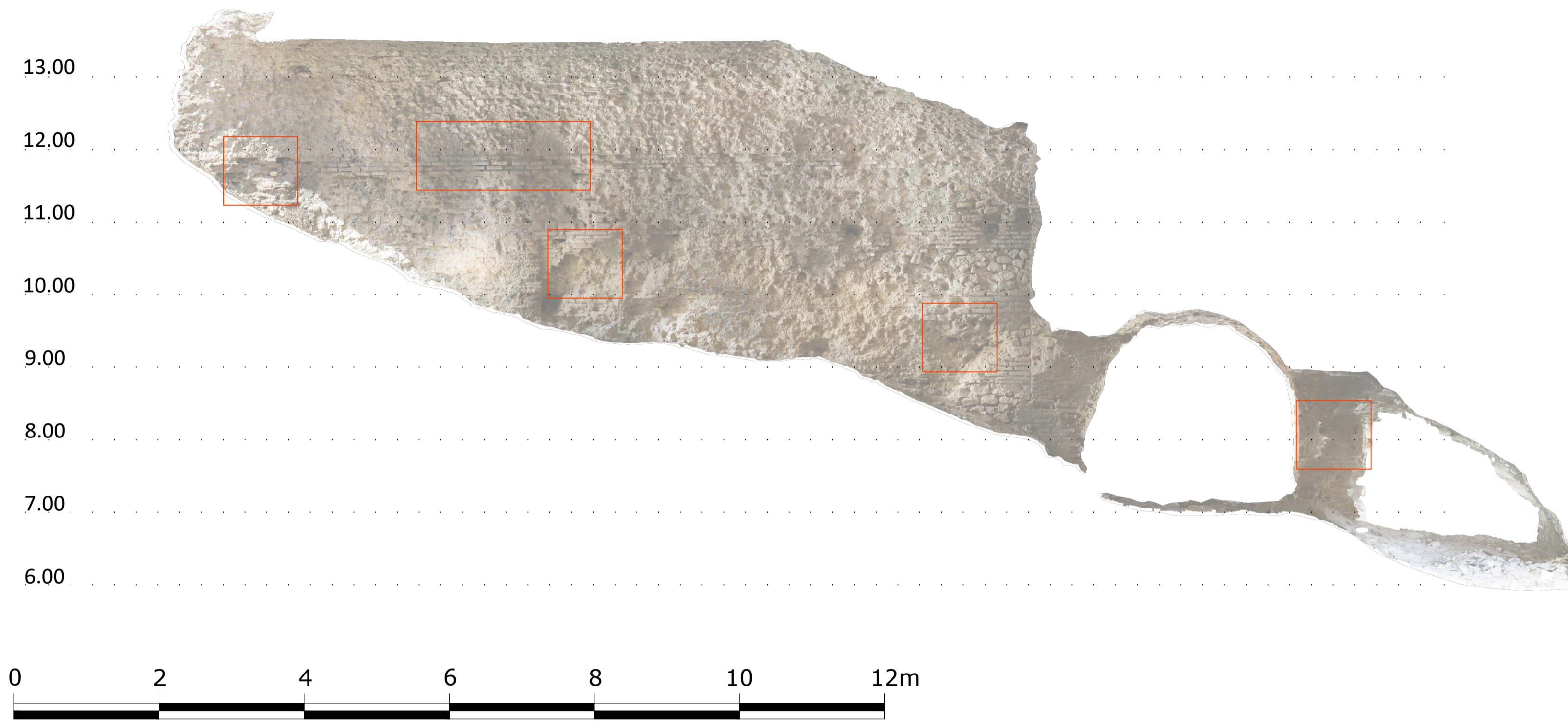
Lead JV Partner



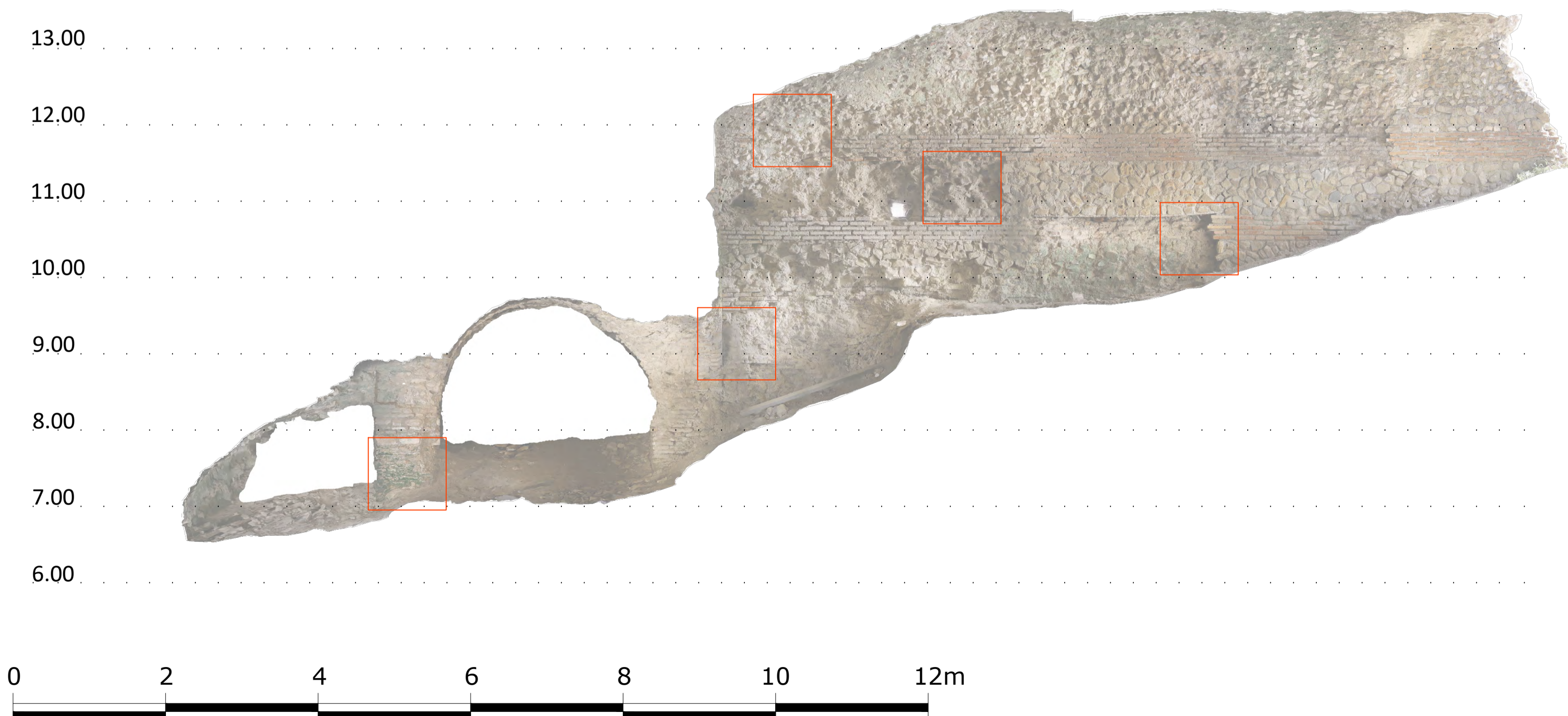
JV Partner  JV Partner 

DECAY MAPPING <b>- Amphitheatre of Durrës -</b> <b>MAPPING OF DECAY AND ALTERATIONS</b> Elevation 1 South	DATE: 2024 JUN sheet type <b>SECTION ELEVATION</b> sheet code <b>13</b> AM_DC_13 SCALE: 1:50
--	---

ELEVATION 1 north  
PRERJA 1 veri



ELEVATION 1 south  
PRERJA 1 jug








**DESIGN OF RESTORATION AND REVITALIZATION OF THE ROMAN AMPHITHEATRE, BYZANTINE FORUM & ROMAN BATHS, AND URBAN PATHWAYS IN THE CITY OF DURRËS**  
Contract No. 852-112

**FINAL DESIGN**

Lead JV Partner



JV Partner



JV Partner

<p>DECAY MAPPING</p> <p style="text-align: center;"><b>- Amphitheatre of Durrës -</b></p> <p style="text-align: center;"><b>MAPPING OF DECAY AND ALTERATIONS</b></p> <p style="text-align: center;">Elevation 1 North - Elevation 1 South</p>	<p>DATE: 2024 JUN</p> <p>sheet type</p> <p style="text-align: center;"><b>SECTION ELEVATION</b></p> <p>sheet code</p> <p style="text-align: center;"><b>13</b></p> <p>AM_DC_13</p> <p>SCALE: 1:50</p>
---	---